

Investigating the physics case of running a B-factory at the $\Upsilon(5S)$ resonance

Elisabetta Baracchini,^a Marcella Bona,^b Marco Ciuchini,^c Fernando Ferroni,^a Maurizio Pierini,^d Giancarlo Piredda,^a Francesco Renga,^a Luca Silvestrini^a and Achille Stocchi^e

^a*Dipartimento di Fisica, Università di Roma “La Sapienza”, and INFN, Sez. di Roma, Piazzale A. Moro 2, 00185 Roma, Italy*

^b*Laboratoire d’Annecy-le-Vieux de Physique des Particules, LAPP, IN2P3/CNRS, Université de Savoie, France*

^c*Dipartimento di Fisica, Università di Roma Tre, and INFN, Sez. di Roma Tre, Via della Vasca Navale 84, I-00146 Roma, Italy*

^d*Department of Physics, University of Wisconsin, Madison, WI 53706, U.S.A.*

^e*Laboratoire de l’Accélérateur Linéaire, IN2P3-CNRS, et Université de Paris-Sud, BP 34, F-91898 Orsay Cedex, France*
E-mail: baracch@slac.stanford.edu, bona@slac.stanford.edu, ciuchini@roma1.infn.it, ferronif@slac.stanford.edu, pierini@slac.stanford.edu, piredda@slac.stanford.edu, renga@slac.stanford.edu, silvest@roma1.infn.it, stocchi@slac.stanford.edu

ABSTRACT: We discuss the physics case of a high luminosity B -Factory running at the $\Upsilon(5S)$ resonance. We show that the coherence of the B meson pairs is preserved at this resonance, and that B_s can be well distinguished from B_d and charged B mesons. These facts allow to cover the physics program of a traditional B -Factory and, at the same time, to perform complementary measurements which are not accessible at the $\Upsilon(4S)$. In particular we show how, despite the experimental limitations in performing time-dependent measurements of B_s decays, the same experimental information can be extracted, in several cases, from the determination of time-integrated observables. In addition, a few examples of the potentiality in measuring rare B_s decays are given. Finally, we discuss how the study of B_s meson will improve the constraints on New Physics parameters in the B_s sector, in the context of the generalized Unitarity Triangle analysis.

KEYWORDS: Rare Decays, B-Physics, Heavy Quark Physics, CP violation.

Contents

1. Introduction	2
2. The $\Upsilon(5S)$ production and decays	3
3. Reconstruction of $B-\bar{B}$ pairs	4
3.1 Selection of $B_{d,s} \rightarrow J/\psi\phi$	7
3.2 Selection of $B_{d,s} \rightarrow K_S^0\pi^0$	9
3.3 Selection of $B_{d,s} \rightarrow K^*\gamma$	10
3.4 A remark on B reconstruction	10
4. Accessing CP asymmetries in $B_d^0-\bar{B}_d^0$ events	11
4.1 The coherent time evolution of the $B^*\bar{B}^*$ mesons	12
4.2 Time-integrated CP asymmetries in B^*B events	13
5. Accessing the $B_s^0-\bar{B}_s^0$ mixing phase	15
5.1 Time-dependent CP asymmetry	16
5.2 Tagged rates at positive and negative Δt	18
5.2.1 Theoretical formalism and experimental details	19
5.2.2 Determination of β_s from tree-level processes	20
5.2.3 Determination of β_s from penguin modes	21
5.3 $B_s-\bar{B}_s$ mixing phase from time-integrated measurements	23
5.3.1 Measurement of $\Delta\Gamma_s/\Gamma_s$	23
5.3.2 Charge asymmetry in semileptonic decays	24
5.3.3 Inclusive measurement of dimuon charge asymmetry	26
6. Benchmark measurements of B_s rare decays	29
6.1 Probing new physics in penguins with $ V_{td}/V_{ts} $	30
6.2 $B_s \rightarrow \mu\mu$ and the flavour structure of new physics	31
6.3 Measurement of $B_s \rightarrow \gamma\gamma$	35
7. The impact on flavour physics: a possible future scenario	36
7.1 The unitarity triangle in the standard model	37
7.2 The unitarity triangle beyond the standard model	38
7.3 A comparison with the reach of the LHCb experiment	40
8. Conclusions	41

1. Introduction

The study of B mesons at the B -Factories has considerably improved our understanding of flavour physics in the Standard Model (SM), confirming that CP violation is well described by the Cabibbo-Kobayashi-Maskawa (CKM) matrix [1]. In particular, the agreement between the measured value of $\sin 2\beta$ in $b \rightarrow c\bar{c}s$ decays [2, 4] and the prediction from the indirect constraints on the CKM parameters $\bar{\rho}$ and $\bar{\eta}$ [3] can be considered the first precision test of the CKM mechanism. Additional constraints have been added, leading to a remarkable improvement of the determination of the parameters of the CKM matrix [5].

A large set of these measurements is based on the study of the coherent $B-\bar{B}$ state, produced by the decay of the $\Upsilon(4S)$. The possibility of studying simultaneously time-dependent CP asymmetries and rates in several B decays to charged and neutral particles pushed the physics program of BaBar [6] and Belle [7] well beyond the initial expectations. The key ingredients of the success of BaBar and Belle are the large achieved luminosities and the clean environment in which B mesons are reconstructed. The two collaborations are expected to improve the situation by doubling their datasets in the next two years.

Recently, the study of B physics received an additional boost by the results from the Tevatron experiments CDF [8] and DØ [9]. In particular, the measurement of the oscillation frequency of the $B_s-\bar{B}_s$ system, Δm_s [10] and the comparison to the prediction from the indirect determination [4] represents an additional test of the SM, having a value comparable to the measurement of $\sin 2\beta$. In the next future, new measurements will be added, thanks to the increased dataset of the Tevatron experiments and the start of the LHCb program [11].

Since these measurements will be performed at hadronic machines, where B_d , B_u , B_s and B_c mesons are simultaneously produced, it will be possible to cover a much larger physics case. In particular, from the study of B_s mesons it is possible to extract some of the fundamental quantities that are also accessible at the B -Factories (as the CKM phase γ or New Physics (NP) parameters) with reduced theoretical uncertainty with respect to the case of B_d mesons. In addition, thanks to the different quark content of the initial state, several B_s decays, which are comparable to interesting decay modes of the B_d meson, can provide more experimental information. For instance, the decay $B_s \rightarrow KK$ has the same interesting features of $B_d \rightarrow K\pi$, but since it is a CP eigenstate, a study of the time-dependent CP asymmetry can be performed. Another example is $B_s \rightarrow J/\psi\phi$, similar to $B_d \rightarrow J/\psi K^{*0}$, but which can be reconstructed in a CP eigenstate with all charged particles in the final state and therefore with a higher efficiency.¹

However, we stress that in these latter cases the measurements will be performed in a very different context with respect to the clean e^+e^- environment. Because of this, several measurements that can be accessed at the B -Factories, such as those involving neutral particles (i.e. π^0 's, η' decays, radiative photons, etc.) can not be carried out with the same

¹The study of $B_d \rightarrow J/\psi K^{*0}$ in CP eigenstate requires the K^{*0} mesons to be reconstructed from $K_S^0\pi^0$ combinations, with a loss of about a factor of six in efficiency and a large background, because of the π^0 in the final state. Due to the low reconstruction efficiency, even at the B -Factories the time-dependent study of this channel [12] is affected by a large statistical error.

high accuracy as in an e^+e^- facility. We thus suggest here to investigate the possibility of performing them in an e^+e^- environment. Such opportunity might be provided by a next generation B -Factory, running also at the $\Upsilon(5S)$ resonance [13]. We will show how a run at the $\Upsilon(5S)$ could provide, with respect to already approved experiments, both complementary informations and independent determinations of interesting CKM parameters and quantities sensitive to NP.

In the recent past, CLEO and Belle performed short runs at the $\Upsilon(5S)$, measuring the main features of this resonance with a few collected data. These first results give just a flavour of the potentiality of a B -Factory running at the $\Upsilon(5S)$, which is the subject of this paper.

We assume the same detector performances of the existing B -Factory experiments and we use a full detector simulation to study the physics potential of running at $\Upsilon(5S)$, as a function of the integrated luminosity.

We show that it is possible to separate B_s mesons from B_d and charged B mesons, even in presence of several photons in the final state. In this way, running at the $\Upsilon(5S)$, it would be possible to perform the same physics measurements than at the present B -Factories, after imposing kinematic cuts to reject B_s events.

2. The $\Upsilon(5S)$ production and decays

The $\Upsilon(5S)$ resonance is a $J^{CP} = 1^{--}$ state of a $b\bar{b}$ quark pair, having an invariant mass $m_{\Upsilon(5S)} = (10.865 \pm 0.0008) \text{ GeV}$ [14]. The cross section of $\Upsilon(5S)$ production in e^+e^- collisions is $\sigma(e^+e^- \rightarrow \Upsilon(5S)) = 0.301 \pm 0.002 \pm 0.039 \text{ nb}$ [15]. This resonance was discovered by CLEO at the CESR e^+e^- collider, measuring the total cross section above the $\Upsilon(4S)$ resonance [16]. The distribution of $R = \sigma(e^+e^- \rightarrow q\bar{q})/\sigma(e^+e^- \rightarrow \mu\mu)$ as a function of the invariant mass is shown in figure 1.

The knowledge on the properties of this bound state comes from the 0.42 fb^{-1} collected by the CLEO experiment at CESR [16] and by the 1.86 fb^{-1} collected by the Belle detector at KEKB, during the $\Upsilon(5S)$ engineering run [17]. The Belle collaboration has also collected a sample of about 20 fb^{-1} during June 2006.

Unlike the $\Upsilon(4S)$ state, this resonance is heavy enough to decay in several B meson states. In particular, it can decay to vector-vector (VV), pseudoscalar-vector (PV), and pseudoscalar-pseudoscalar (PP) combinations of $B^{(*)\pm}$, $B_d^{(*)}$ and $B_s^{(*)}$ mesons. The $\Upsilon(5S)$ resonance can also decay into $B^{(*)}\bar{B}^{(*)}\pi$.

In the case of PP decays, the two B mesons are produced in a 1^{--} state, as in the case of the $\Upsilon(4S)$ resonance. When the produced mesons are neutral, they exhibit flavour oscillations, because of the coherence of the initial state, the oscillation frequency being determined by the mass differences $\Delta m_{d,s}$.

The case of PV and VV decay is more complicated. The vector states B_q^* ($q = u, d, s$) decay in $B_q^* \rightarrow B_q\gamma$ through an electromagnetic interaction which, up to a very good level of approximation, can be considered as an instantaneous process. Under this assumption, it can be shown (see section 4.1) that the time evolution of VV states is similar to that

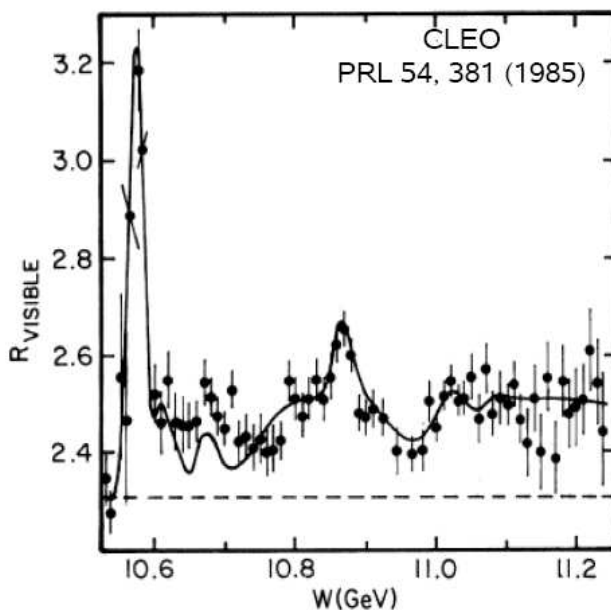


Figure 1: CLEO measurement of $R = \sigma(e^+e^- \rightarrow q\bar{q})/\sigma(e^+e^- \rightarrow \mu\mu)$ as a function of the invariant mass W , in the region of $W \sim 11$ GeV [16].

of the PP state. For events generated by PV decays, a difference comes from the opposite eigenvalue of the charge-conjugation operator.

Quark models [18] predict the production to be mainly in the excited final states $B_{d,s}^* \bar{B}_{d,s}^*$ with $B_{d,s}^* \rightarrow B_{d,s} \gamma$. Even if relative branching ratios (BR) of $\Upsilon(5S)$ are not precisely known yet, the current measurements confirm this picture. We summarize in table 1 the corresponding experimental results, as reported by CLEO [15] and BELLE [17], along with the values used in this paper. For unmeasured values, we made educated guesses based on the predicted (and observed) VV dominance.

The numbers quoted in the table, together with the different values of the cross sections, show that B_d and charged B mesons can be produced at the $\Upsilon(5S)$, with a rate about six times smaller than at the $\Upsilon(4S)$. This fact should be kept in mind: a reduction in the statistics of B_d and charged B mesons is the price to pay in order to study B_s particles at a B -Factory.

3. Reconstruction of $B-\bar{B}$ pairs

The reconstruction of $B-\bar{B}$ pairs at the $\Upsilon(5S)$ proceeds like at the traditional B -Factories. The only relevant difference is the fact that several final states can be produced, with different momenta.

In the case of B_s mesons, the largest fraction ($\sim 94\%$ of the events) is produced in a VV mode. One can then tune the event reconstruction and selection on these events, considering the PV and the PP modes as a source of background. To avoid decreasing the

$\Upsilon(5S)$ Decay Modes	CLEO	BELLE	This Paper
$B_s^{(*)}\bar{B}_s^{(*)}$ [%]	26_{-4}^{+7}	21_{-3}^{+6}	26
$(B_s^*\bar{B}_s^*)/(B_s^{(*)}\bar{B}_s^{(*)})$	–	$0.94_{-0.09}^{+0.06}$	0.94
$(B_s^*\bar{B}_s + B_s\bar{B}_s^*)/(B_s^{(*)}\bar{B}_s^{(*)})$	–	–	0.06
$(B_s\bar{B}_s)/(B_s^{(*)}\bar{B}_s^{(*)})$	–	–	–
$B_{d,u}^*\bar{B}_{d,u}^*$ [%]	$43.6 \pm 8.3 \pm 7.2$	–	44
$B_{d,u}\bar{B}_{d,u}^* + B_{d,u}^*\bar{B}_{d,u}$ [%]	$14.3 \pm 5.3 \pm 2.7$	–	14
$B_{d,u}\bar{B}_{d,u}$ [%]	< 13.8	–	-
$B_{d,u}\bar{B}_{d,u}^*\pi + B_{d,u}^*\bar{B}_{d,u}\pi$ [%]	< 19.7	–	16
$B_{d,u}\bar{B}_{d,u}\pi\pi$ [%]	< 8.9	–	-

Table 1: BR of $\Upsilon(5S)$ decays, measured by CLEO [15] and BELLE [17] collaborations. The last column shows the values used throughout this paper.

reconstruction efficiency, one should not look for either the photons produced by the $B_{s,d}^*$ decay or the one or more pions produced in the continuum $b\bar{b}$ production.

At a traditional B -Factory, $B\bar{B}$ events are distinguished from $q\bar{q}$ background ($q = u, d, s, c$) using a set of variables related to the distribution of the decay products in the center-of-mass (CM) system of the Υ resonance. We consider here the two quantities L_0 and L_2 , defined as [19]

$$L_j \equiv \sum_i |\mathbf{p}_i^*|^j \cos^2 \theta_i^* \quad (j = 0, 2), \tag{3.1}$$

where \mathbf{p}_i^* is the momentum of particle i in the e^+e^- rest frame, θ_i^* is the angle between \mathbf{p}_i^* and the thrust axis of the B candidate and the sum runs over all reconstructed particles except for the B -candidate daughters. In data analyses, L_0 and L_2 are typically combined into a Fisher discriminant \mathcal{F} [20]. Alternatively, the ratio L_2/L_0 is used [21]. The discriminating power against the $q\bar{q}$ background for these two variables is very close, so that we use one or the other in the subsequent sections.

At the $\Upsilon(5S)$, L_0 and L_2 preserve all their features, even in presence of additional unreconstructed particles (photons and pions) produced with the $B\bar{B}$ pair. This is shown in figure 2, where the distribution of the ratio L_2/L_0 for $B_s \rightarrow J/\psi\phi$ generated events is given for PP(continuous line) and VV (dots) events. We do not distinguish between VV, PV, and PP in the following, when dealing with topological variables.

Kinematic variables are also used to reject background. At the $\Upsilon(4S)$, a $B\bar{B}$ event is usually characterized by the two following variables:

- $\Delta E = E_B^* - \sqrt{s}/2$, the energy difference between the reconstructed B candidate in the center of mass (CM) frame E_B^* and one half the total CM energy \sqrt{s} .
- the beam-energy substituted mass $m_{ES} = \sqrt{(s/2 + \mathbf{p}_i \cdot \mathbf{p}_B)^2/E_i^2 - \mathbf{p}_B^2}$, where the B momentum \mathbf{p}_B and the four-momentum (E_i, \mathbf{p}_i) of the e^+e^- initial state are defined in the laboratory frame.

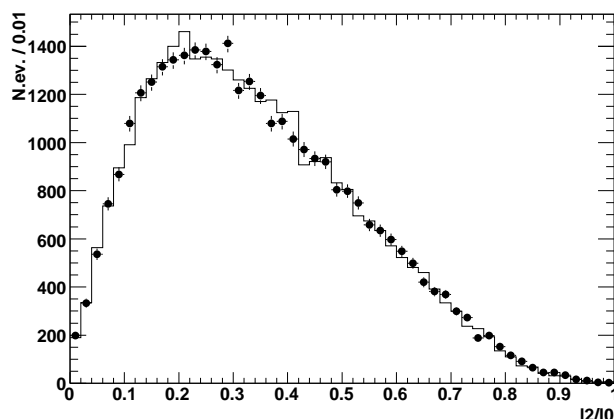


Figure 2: Distribution of L_2/L_0 for $B_s \rightarrow J/\psi\phi$ events simulated at the $\Upsilon(5S)$ resonance in a VV (dots) and PP (black line) configurations.

These two variables are found to be Gaussian distributed and almost uncorrelated for those B decays having only charged tracks in the final state. For B mesons coming from $\Upsilon(4S)$ decays, m_{ES} (ΔE) peaks at the value of the B_d mass (at zero). The presence of photons in the final state (coming from decays of intermediate particles, radiative B decay or *bremstrahlung*) introduces a correlation (typically less than 20%), induced by the missing energy. In these cases, it was found [21] that a better signal identification is achieved replacing m_{ES} with m_{miss} , defined as $m_{miss} = |p_{e^+e^-} - \tilde{p}_B|$, where $p_{e^+e^-}$ is the four-momentum of the e^+e^- initial state and \tilde{p}_B is the four-momentum of the B candidate after applying a mass constraint on it.

To illustrate the kinematic properties of B mesons coming from $\Upsilon(5S)$ decays, we consider the case of $\Upsilon(5S) \rightarrow B_s^* B_s^*$ events. After the two $B_s^* \rightarrow B_s \gamma$ decays, the final state is represented by the decay products of the two B_s mesons and by the two additional photons which are not reconstructed. When calculating ΔE from the observed decay products, E_B^* assumes the value of the energy of the B_s meson, while the value to use for $\sqrt{s}/2$ corresponds to half the energy of the $B_s^* B_s^*$ system. This difference generates a shift of the ΔE distribution of -47 MeV, corresponding to the mass difference $m_{B_s} - m_{B_s^*}$. In addition, the B_s momentum distribution is smeared by the spread of the photon energy in the CM frame, since the photon is monochromatic only in the B_s^* rest frame, while the laboratory frame is boosted² and the energy of the photon becomes a function of the polar angle in the CM frame. At the same time, m_{ES} values are shifted by the same quantity to larger values. This is shown in figure 3, where the distribution of $B_{d,s} \rightarrow J/\psi\phi$ events in the ΔE vs m_{ES} plane is given. For B_s decays the three bumps (corresponding to PP, PV and VV decays) are aligned along a straight line, identified by the relation: $\Delta E = -(m_{ES} - m_{B_s})$. Similar considerations are valid for B_d and charged B mesons.

²In order to be able to study also B_d physics, $\Upsilon(5S)$ decays should be studied at an asymmetric B -Factory, where also time-dependent measurements of B_d decays can be performed.

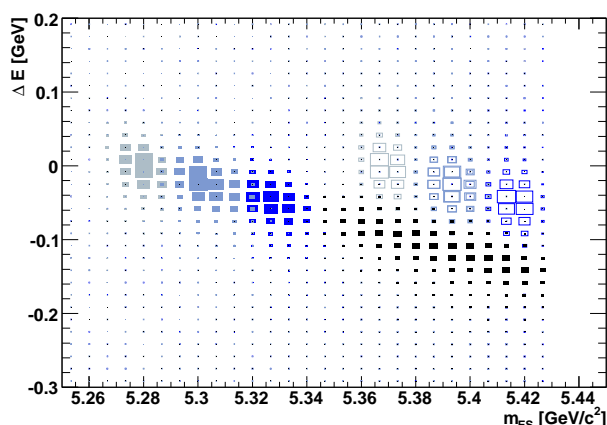


Figure 3: Distribution of ΔE vs. m_{ES} for a sample of simulated $B_{d,s} \rightarrow J/\psi\phi$ decays at the $\Upsilon(5S)$ resonance. Events coming from $B_q^{(*)}\bar{B}_q^{(*)}$ ($q = d, s$) are all generated with the same relative rate. We use full boxes for $q = d$ and empty boxes for $q = s$. The color scale identifies VV, VP and PP events (from the darker to the lighter). Events from $B_d\bar{B}_d\pi$ events are also shown (full dark boxes on the bottom-right).

For m_{miss} the situation is more complicated, since the calculation of this variable requires a mass hypothesis for the reconstructed B (B_d or B_s meson). One is forced to define two variables, m_{miss}^d and m_{miss}^s , and to use one or the other according to the case under study.

In the following, we present three examples of B decays at the $\Upsilon(5S)$ resonance. We start from the simple case of a final state without neutral particles ($B_{d,s} \rightarrow J/\psi\phi$). After showing the good performances in separating VV events from PV and PP events and B_s from B_d , we consider the case of B final states with two photons ($B_{d,s} \rightarrow \pi^0 K_S^0$) and three photons ($B_{d,s} \rightarrow K^{*0}\gamma$ with $K^{*0} \rightarrow \pi^0 K_S^0$). In principle, one would expect these decays (and in general all the decays to final states with photons) to be more problematic, since only a part of the energy of the photons is detected in the calorimeter (introducing asymmetries in the shapes of the kinematic variables). As we show, the use of m_{miss} instead of m_{ES} can provide a good separation even in this case. Other choices adopted in literature (such the use of m_B rather than ΔE) do not give advantages and are not considered in the following.

3.1 Selection of $B_{d,s} \rightarrow J/\psi\phi$

Figure 3 shows the distribution of signal Monte Carlo events for $B_{d,s} \rightarrow J/\psi\phi$ decays, obtained assuming all the $b\bar{b}$ decays of the $\Upsilon(5S)$ to have the same production rate. The values of the two variables are calculated from the daughters of the reconstructed B mesons, without searching for additional particles (photons or pions) produced in the $\Upsilon(5S)$ decay tree.

It can be noted that the PP, PV and VV configurations are well separated in the

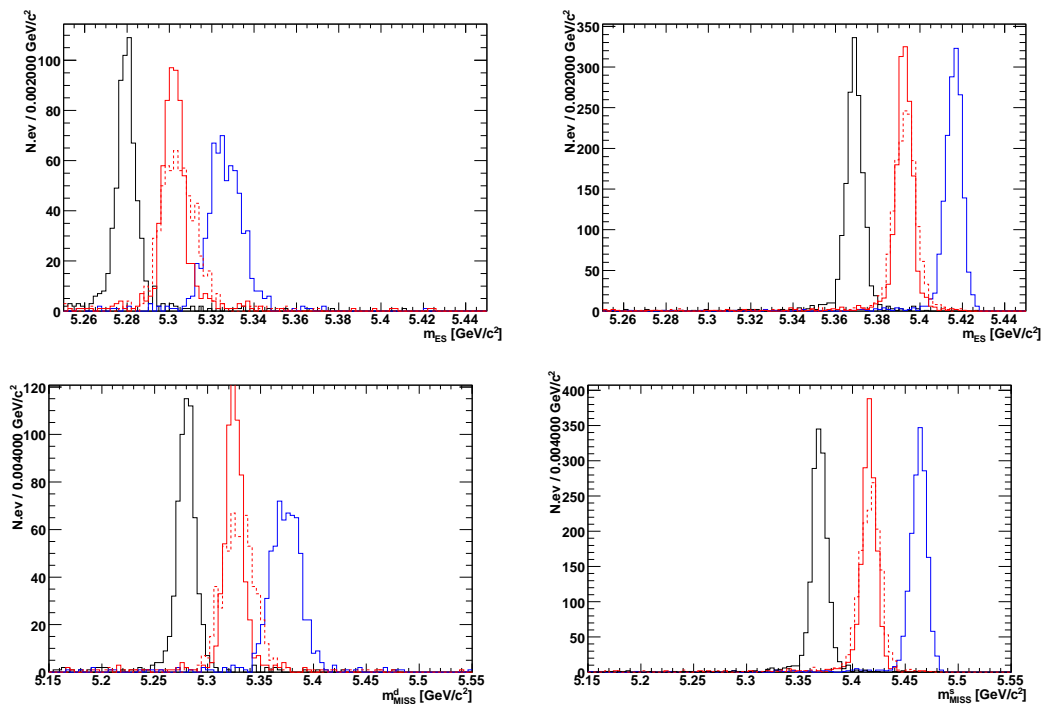


Figure 4: Top row: distribution of m_{ES} for a sample of simulated B_d (left) and B_s (right) decaying to $J/\psi\phi$ at the $\Upsilon(5S)$ resonance. Bottom row: distribution of m_{miss}^d for a sample of simulated B_d (left) and m_{miss}^s for a sample of B_s (right) decaying to $J/\psi\phi$ at the $\Upsilon(5S)$ resonance. From the left to right, we show events coming from $B_q B_q$, $B_q B_q^*$, $B_q^* B_q$ (dashed) and $B_q^* B_q^*$ ($q = d, s$), all generated with the same relative rate. In writing $B_q^{(*)} B_q^{(*)}$ the first $B_q^{(*)}$ is intended as the reconstructed one.

$(m_{ES}, \Delta E)$ plane. $B_{d,s} B_{d,s}$ events are centered at $\Delta E \sim 0$ while $B_{d,s} B_{d,s}^*$ and $B_{d,s}^* B_{d,s}^*$ are shifted to negative values of ΔE and higher values of m_{ES} due to the missing energy of the photons originating from $B_s^* \rightarrow B_s \gamma$ decays. In a similar way, $B \bar{B} \pi$ events are further shifted. Three important features should be noted:

- The resolution of both variables is worse in the case of B_d mesons than for B_s mesons, since B_d mesons receive a larger momentum than B_s mesons in the CM frame of the $\Upsilon(5S)$, resulting in a wider distribution of the B momentum in the laboratory frame.
- The resolution for VV events is worse than for PP ones, since the presence of the photon introduces an additional source of energy spread.
- In the case of PV events, the distribution is the sum of two components: a broad one, due to reconstructed B mesons originating from the B^* decay; and a narrow one, due to reconstructed B mesons originating directly from the $\Upsilon(5S)$. This is shown in Fig 4, where the two components are independently shown in the m_{ES} and m_{miss} projections.

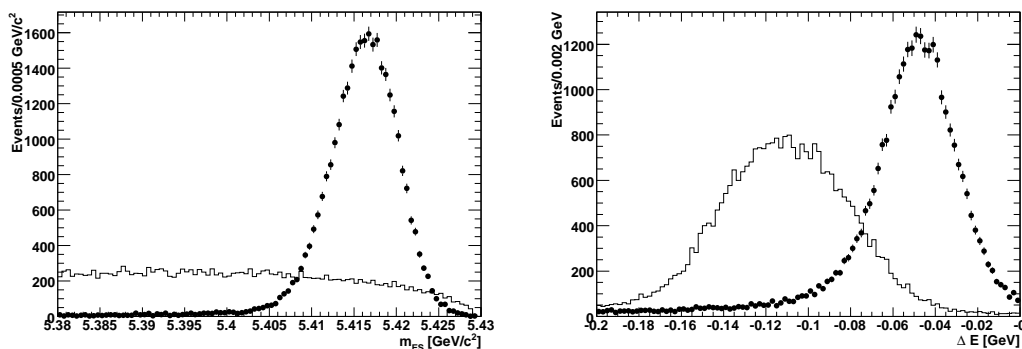


Figure 5: Distribution of m_{ES} (left) and ΔE (right) for $B_d \rightarrow J/\psi\phi$ candidates, from a sample of simulated $\Upsilon(5S) \rightarrow B_d \bar{B}_d \pi$ events (line). $B_s \rightarrow J/\psi\phi$ events, generated in $\Upsilon(5S) \rightarrow B_s^* \bar{B}_s^*$ events (dots), are also shown for comparison.

We consider only VV events and we study the cross-feed generated by the tails of similar events (in this case $B_{d,s} \rightarrow J/\psi\phi$) coming from the other configurations (PP and PV). We have chosen specific selection criteria for m_{ES} or m_{miss} to separate the different components. We find that in general, and mainly for the channels with photons in the final state as shown in the following sections, the m_{miss} variables provide better efficiency and purity. In table 2 we summarize the cuts applied on m_{miss} , the efficiency and we quantify the cross-feed among B_s and B_d samples.

The situation is different in the case of $B\bar{B}\pi$ continuum production. These events are overlapped to B_s mesons from VV events, in such a way that a simple cut in the ΔE vs. m_{ES} plane cannot separate the two components without affecting the distribution of $q\bar{q}$ background.

The separation is indeed possible since these events are characterized by a continuum-like distribution in m_{ES} (see left plot of figure 5), while they exhibit a peaking structure in ΔE (see right plot of figure 5), shifted to negative values with respect to B_s mesons, because of the undetected energy of the pion. At present, concerning the relative amount of this component with respect to B_s mesons, we can rely only the upper limit (UL) quoted by CLEO [15] (see table 1), so that we are not allowed to neglect this kind of background. Anyhow, the differences in the kinematic variables allow to isolate these events from the signal, adding a component in the Maximum Likelihood (ML) fit as it is currently done with $B\bar{B}$ background in many charmless analyses in BaBar [22].

3.2 Selection of $B_{d,s} \rightarrow K_S^0 \pi^0$

As mentioned in section 3, the presence of neutral particles in the final state smears the distribution of the interesting kinematic variables. The ability of the cuts to separate the different channels is therefore reduced by this effect, so that the result of the previous study is not guaranteed to hold in this case. To investigate this point, we consider a sample of $B_{d,s} \rightarrow K_S^0 \pi^0$ decays, reconstructing signal candidates from $K_S^0 \rightarrow \pi^+ \pi^-$ and $\pi^0 \rightarrow \gamma\gamma$

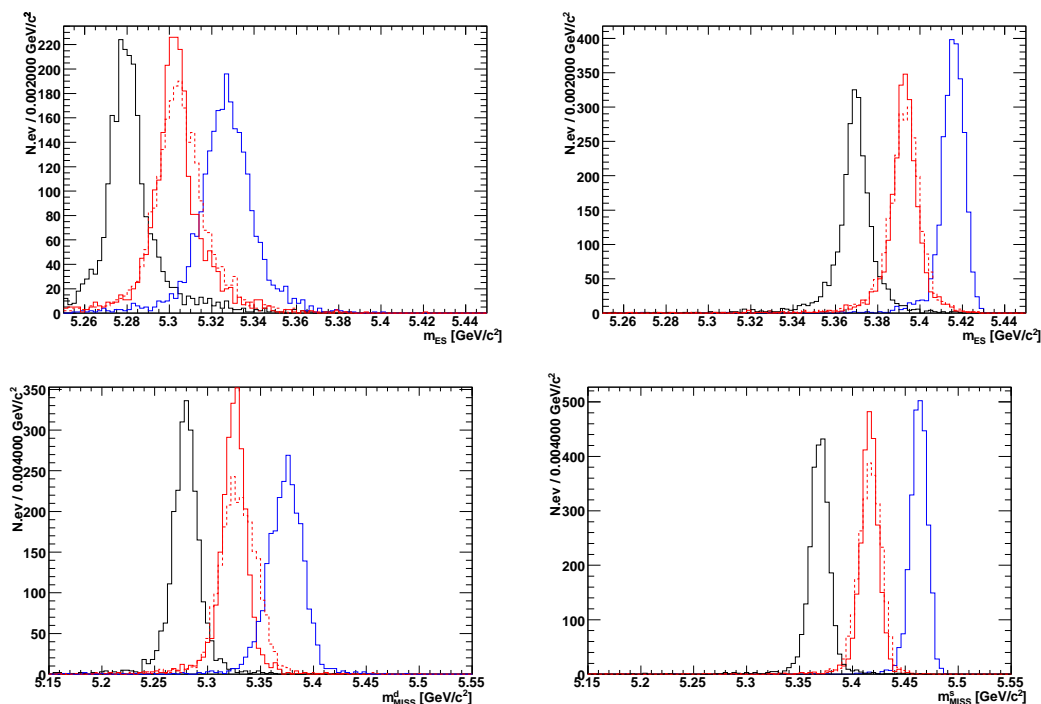


Figure 6: Top row: distribution of m_{ES} for a sample of simulated B_d (left) and B_s (right) decaying to $K_S^0\pi^0$ at the $\Upsilon(5S)$ resonance. Bottom row: distribution of m_{miss}^d for a sample of simulated B_d (left) and m_{miss}^s for a sample of B_s (right) decaying to $K_S^0\pi^0$ at the $\Upsilon(5S)$ resonance. From the left to right, we show events coming from B_qB_q , $B_qB_q^*$, $B_q^*B_q$ (dashed) and $B_q^*B_q^*$ ($q = d, s$), all generated with the same relative rate. In writing $B_q^{(*)}B_q^{(*)}$ the first $B_q^{(*)}$ is intended as the reconstructed one.

decays.

Figure 6 shows the m_{ES} , m_{miss}^d and m_{miss}^s distributions in this channel. Although the width of the distribution increases in a significant way, it is still possible to separate the different contributions. In particular, the use of m_{miss}^d rather than m_{ES} provides a separation almost as good as in the case of $J/\psi\phi$ final states.

3.3 Selection of $B_{d,s} \rightarrow K^*\gamma$

As a further step, we repeat the previous study using $B_{d,s} \rightarrow K^*(K_S^0\pi^0)\gamma$ signal events, reconstructed from $K_S^0 \rightarrow \pi^+\pi^-$ and $\pi^0 \rightarrow \gamma\gamma$. In this case, there are three photons in the final state. As in the previous section, an improvement in the separation between different channels can be achieved using m_{miss} instead of m_{ES} . In table 2, we summarize the cuts applied on m_{miss} in the three channels, with efficiencies and the details on the contaminations.

3.4 A remark on B reconstruction

We would like to highlight a point that is relevant for the rest of this paper. Since it

	B_d	B_s
$B \rightarrow J/\psi\phi$		
Cut	$5.355 < m_{\text{miss}}^d [\text{GeV}] < 5.410$	$5.440 < m_{\text{miss}}^s [\text{GeV}] < 5.490$
Efficiency	81%	91%
Contamination	1.1%	0.0%
	[PV=0.7%, PP=0.3%]	
$B \rightarrow K_S^0\pi^0$		
Cut	$5.350 < m_{\text{miss}}^d [\text{GeV}] < 5.410$	$5.440 < m_{\text{miss}}^s [\text{GeV}] < 5.490$
Efficiency	89%	98%
Contamination	1.6%	0.0%
	[PV=1.5%, PP=0.1%]	
$B \rightarrow K^*(K_S^0\pi^0)\gamma$		
Cut	$5.355 < m_{\text{miss}}^d [\text{GeV}] < 5.410$	$5.440 < m_{\text{miss}}^s [\text{GeV}] < 5.490$
Efficiency	75%	84%
Contamination	4.4%	0.5%
	[PV=3.3%, PP=1.0%]	[PV=0.4%, PP=0.1%]

Table 2: Cuts, efficiencies and contaminations in the channels $B \rightarrow J/\psi\phi$ (no photons), $B \rightarrow K_S^0\pi^0$ (2 photons), $B \rightarrow K^*\gamma$ (3 photons). The quoted values take into account the different production rates of the $\Upsilon(5S)$ resonance. The contamination of B_d to B_s (B_s to B_d) is negligible (less than 0.1%).

is possible to isolate B_s mesons from B_d and charged B mesons, it is clear that it is possible to continue the $\Upsilon(4S)$ physics program when running at the $\Upsilon(5S)$. This is particularly crucial for measurements that are difficult to perform at other facilities, such as inclusive measurements ($b \rightarrow s\gamma$, $b \rightarrow sll$, and semileptonic decays) as well as some exclusive measurements with open kinematic ($B \rightarrow \tau\nu$, exclusive semileptonic decays). All these measurements represent important milestones of the physics program of the current B -Factories and it is hard to imagine a precision test of the flavour sector of NP without the possibility of reducing the errors on these observables with future facilities. At the same time, as already stressed in section 2, one should keep in mind that there is a price to pay in terms of statistics, corresponding to a factor about three (six) for inclusive (exclusive) measurements.

4. Accessing CP asymmetries in $B_d^0\bar{B}_d^0$ events

In order to cover the physics program of a B -Factory running at the $\Upsilon(4S)$ resonance, not only one should be able to identify B_d and charged B mesons, but also to perform time-dependent measurements of CP asymmetries in B_d decays, which are based on the fact that the initial $B\bar{B}$ pair is produced in a coherent state. Moving to the $\Upsilon(5S)$ does not bring problems in terms of vertexing and tagging, since the experimental environment is similar to that of BaBar and Belle. In addition, as for the $\Upsilon(4S)$, the $B_d\bar{B}_d$ pair is in a coherent state when the $\Upsilon(5S)$ decays in a PP final state. We show below that this is

also true for the dominant contribution, namely VV decays. We also discuss how, using time-integrated measurements, PV decays could be used to access the value of $\mathcal{I}m\lambda_{\text{CP}}^f$, with $\lambda_{\text{CP}}^f = \frac{q}{p} \frac{A_f}{A_f}$.

This last feature represent a novelty with respect to the study of $\Upsilon(4S)$ decays and it allows to obtain an information equivalent to the measurement of the coefficient S of the time-dependent CP asymmetry even for those decays for which a measurement of the B decay vertex, needed for time-dependent measurements, cannot be performed. This is for instance the case of $B_d \rightarrow \pi^0\pi^0$ and $B_d \rightarrow \gamma\gamma$ decays, for which otherwise only γ conversion processes would allow to try a time-dependent measurement, paying a big price in terms of reconstruction efficiency.

4.1 The coherent time evolution of the $B^*\bar{B}^*$ mesons

As explained in section 2, at the $\Upsilon(5S)$ resonance $B^*\bar{B}^*$ meson pairs are produced in a $J^{\text{CP}} = 1^{--}$ state. The question is whether the $B_q\bar{B}_q$ pairs resulting from the $B_q^* \rightarrow B_q\gamma$ and $\bar{B}_q^* \rightarrow \bar{B}_q\gamma$ decays exhibit the same properties of quantum coherence of the initial state. Since the $B_q^* \rightarrow B_q\gamma$ decay (and its CP conjugate) is an electromagnetic decay and can be considered instantaneous, one is allowed to regard the $B_q\bar{B}_q\gamma\gamma$ final state as a direct product of the $\Upsilon(5S)$ resonance. This implies that the state constituted by these four final particles has to preserve the initial quantum numbers. Since the two photons have to satisfy the Bose-Einstein statistic, their sum has to be a symmetric state. This request forces the $B_q\bar{B}_q$ pairs to be in an antisymmetric state. This implies that $B_q\bar{B}_q$ pairs produced in a VV event of a $\Upsilon(5S)$ decay have the same quantum coherence properties of $B^0\bar{B}^0$ pairs generated at the $\Upsilon(4S)$ resonance. The full expression for the decay amplitude is:

$$\begin{aligned}
 A^\mu = & B_s(p_1 + k_1) \cdot B_s(p_2 + k_2) \cdot G_3 \cdot \tag{4.1} \\
 & \cdot \left(\frac{\epsilon(q, p_1, k_1, \epsilon_1)\epsilon(q, p_2, k_2, \epsilon_2)p_1^\mu}{2M_{B_s^*}^2} - \frac{\epsilon(q, p_1, k_1, \epsilon_1)\epsilon(q, p_2, k_2, \epsilon_2)p_2^\mu}{2M_{B_s^*}^2} \right. \\
 & \quad \left. + \frac{\epsilon(q, p_1, k_1, \epsilon_1)\epsilon(q, p_2, k_2, \epsilon_2)k_1^\mu}{2M_{B_s^*}^2} - \frac{\epsilon(q, p_1, k_1, \epsilon_1)\epsilon(q, p_2, k_2, \epsilon_2)k_2^\mu}{2M_{B_s^*}^2} \right) + \\
 & + B_s(p_1 + k_1) \cdot B_s(p_2 + k_2) \cdot G_2 \cdot \\
 & \cdot \left(-\epsilon(q, p_1, k_1, \epsilon_1)\epsilon(p_2, k_2, \epsilon_2, \mu) + \epsilon(q, p_2, k_2, \epsilon_2)\epsilon(p_1, k_1, \epsilon_1, \mu) + \right. \\
 & \quad + 2\epsilon(p_1, k_1, \epsilon_1, \sigma)\epsilon(p_2, k_2, \epsilon_2, \sigma)p_1^\mu - 2\epsilon(p_1, k_1, \epsilon_1, \sigma)\epsilon(p_2, k_2, \epsilon_2, \sigma)p_2^\mu + \\
 & \quad \left. + 2\epsilon(p_1, k_1, \epsilon_1, \sigma)\epsilon(p_2, k_2, \epsilon_2, \sigma)k_1^\mu - 2\epsilon(p_1, k_1, \epsilon_1, \sigma)\epsilon(p_2, k_2, \epsilon_2, \sigma)k_2^\mu \right) \\
 & + B_s(p_1 + k_2) \cdot B_s(p_2 + k_1) \cdot G_3 \cdot \\
 & \cdot \left(\frac{\epsilon(q, p_1, k_2, \epsilon_2)\epsilon(q, p_2, k_1, \epsilon_1)p_1^\mu}{2M_{B_s^*}^2} - \frac{\epsilon(q, p_1, k_2, \epsilon_2)\epsilon(q, p_2, k_1, \epsilon_1)p_2^\mu}{2M_{B_s^*}^2} - \right. \\
 & \quad \left. - \frac{\epsilon(q, p_1, k_2, \epsilon_2)\epsilon(q, p_2, k_1, \epsilon_1)k_1^\mu}{2M_{B_s^*}^2} + \frac{\epsilon(q, p_1, k_2, \epsilon_2)\epsilon(q, p_2, k_1, \epsilon_1)k_2^\mu}{2M_{B_s^*}^2} \right) \\
 & + B_s(p_1 + k_2) \cdot B_s(p_2 + k_1) \cdot G_2 \cdot
 \end{aligned}$$

$$\cdot \left(-\epsilon(q, p_1, k_2, \epsilon_2)\epsilon(p_2, k_1, \epsilon_1, \mu) + \epsilon(q, p_2, k_1, \epsilon_1)\epsilon(p_1, k_2, \epsilon_2, \mu) + \right. \\ \left. + 2\epsilon(p_1, k_2, \epsilon_2, \sigma)\epsilon(p_2, k_1, \epsilon_1, \sigma)p_1^\mu - 2\epsilon(p_1, k_2, \epsilon_2, \sigma)\epsilon(p_2, k_1, \epsilon_1, \sigma)p_2^\mu - \right. \\ \left. - 2\epsilon(p_1, k_2, \epsilon_2, \sigma)\epsilon(p_2, k_1, \epsilon_1, \sigma)k_1^\mu + 2\epsilon(p_1, k_2, \epsilon_2, \sigma)\epsilon(p_2, k_1, \epsilon_1, \sigma)k_2^\mu \right),$$

where

$$B_s(P) = \frac{1}{P^2 - M_{B_s^*}^2 + iM_{B_s^*}\Gamma_{B_s^*}} \\ \epsilon(a, b, c, d) = \epsilon_{\alpha\beta\gamma\delta}a^\alpha b^\beta c^\gamma d^\delta = \epsilon^{\alpha\beta\gamma\delta}a_\alpha b_\beta c_\gamma d_\delta \\ \epsilon(a, b, c, \sigma)\epsilon(d, e, f, \sigma) = \epsilon_{\alpha\beta\gamma\sigma}\epsilon^{\delta\lambda\nu\sigma}a^\alpha b^\beta c^\gamma d_\delta e_\lambda f_\nu, \quad (4.2)$$

and μ is the index contracted by the $\Upsilon(5S)$ polarization vector, q is the $\Upsilon(5S)$ momentum, $p_1(p_2)$ is the $B_s(\bar{B}_s)$ momentum, k_1 and k_2 (ϵ_1 and ϵ_2) are the photons momenta (polarization vectors), and G_2 and G_3 are two hadronic form factors [23].³ Among the variables entering eq. (4.1) and eq. (4.2), G_2 and G_3 are the only whose knowledge is not precise. Different estimates exist in literature [23, 24], but at present the theoretical expectation is controversial. Anyhow, since the ratio of the two determines the angular distribution of the $B^*\bar{B}^*$ mesons (and so also of the $B_q\bar{B}_q$ pairs) in the $\Upsilon(5S)$ rest frame, the study of the angular distribution of the final states in $\Upsilon(5S)$ decays allows to experimentally ascertain them. In any case, whatever the value of the two form factors is, the coherence of the $B_q\bar{B}_q$ is guaranteed by eq. (4.1).

4.2 Time-integrated CP asymmetries in B^*B events

When the $\Upsilon(5S)$ decays to $B^*\bar{B}$ events, the final $B\bar{B}$ system is in a $C=+1$ state, after the decay $B^* \rightarrow B\gamma$. This difference implies that, unlike the case of $\Upsilon(4S)$, for each value of the time t , before one of the two B mesons decays, the two mesons are both B_H or B_L CP eigenstates. Integrating the time out of the wave function of the $B\bar{B}$ pair, the time-integrated CP asymmetry becomes [25]:

$$A_{\text{CP}}^f = \left(\frac{1-y^2}{1+x^2} \right)^2 \frac{(1-x^2)(1-|\lambda_{\text{CP}}^f|^2) + 4x\text{Im}(\lambda_{\text{CP}}^f)}{(1+y^2)(1+|\lambda_{\text{CP}}^f|^2) - 4y\text{Re}(\lambda_{\text{CP}}^f)} \quad (4.3)$$

where $x = \Delta m/\Gamma$, $y = \Delta\Gamma/2\Gamma$, $\lambda_{\text{CP}}^f = \frac{q\bar{A}_f}{pA_f}$, q/p is the mixing parameter of the $B-\bar{B}$ mixing, A_f (\bar{A}_f) is the amplitude for $B \rightarrow f$ ($\bar{B} \rightarrow f$) decays, and η_f is the CP eigenvalue of the final state f .

While this might not be relevant for those channels for which λ_{CP}^f can be determined at the $\Upsilon(4S)$, it opens new perspectives in the study of CP asymmetries for B_d decays to neutral particles, among which two remarkable examples are $B_d \rightarrow \gamma\gamma$ and $B_d \rightarrow \pi^0\pi^0$. $B_q \rightarrow \gamma\gamma$ decays are sensitive to NP effects in $b \rightarrow q$ transitions and they are complementary to the measurement of $b \rightarrow q\gamma$ processes (see section 6.3). We do not

³The G_i form factors are defined from eq. (3.2) of ref. [23] after imposing the relation $G_1 = -2G_2$, which is valid for neutral mesons in the limit where the Q^2 dependence in the charge form factor can be neglected.

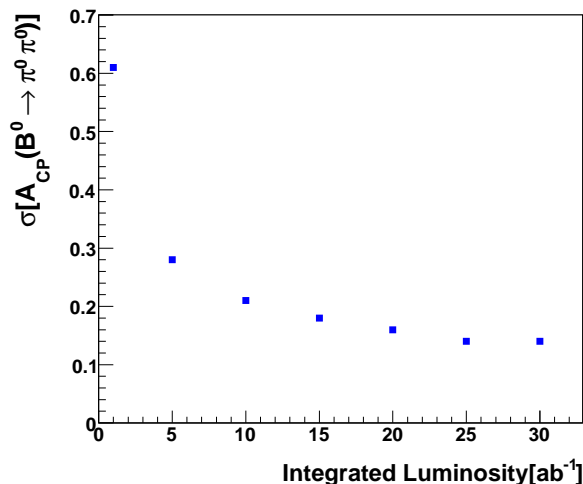


Figure 7: Statistical error on the measurement of $A_{\text{CP}}(B_d \rightarrow \pi^0 \pi^0)$ for PV decays collected at the $\Upsilon(5S)$, as a function of the integrated luminosity.

discuss this specific case, while we concentrate our attention to the impact of measuring the direct CP asymmetry of $B_d \rightarrow \pi^0 \pi^0$ decays in PV events.

Measurements of rate and asymmetry of $B_d \rightarrow \pi^0 \pi^0$ are currently used in the isospin analysis of $B \rightarrow \pi\pi$ decays for extracting α . The isospin analysis provides eight solutions, corresponding to the trigonometric ambiguities of the isospin construction [26]. Recently, it was shown that the use of basic QCD properties allows to exclude some of the solutions [27], still leaving several ambiguities in the determination of α . The measurement of $\text{Im}(\lambda_{\text{CP}}^f)$ from eq. (4.3) allows to remove some of these ambiguities, providing an additional information with respect to BR's and CP asymmetries of the other channels.

From an experimental point of view, the determination of the direct CP asymmetry in PV decays is equivalent to what is done at the $\Upsilon(4S)$ for the same decay channel [28]. Using kinematic cuts and requirements on the energy deposits in the electromagnetic calorimeter, signal events are isolated from continuum background in a ML fit that uses topological and kinematic variables. Using the information obtained applying the tagging algorithm on the rest of the event, the flavour of the decaying B meson is determined on a statistical basis, taking into account the misidentification probability of the tagging algorithm. Scaling the currently available BaBar result to the statistics available at a B -Factory machine running at the $\Upsilon(5S)$ and assuming the same tagging performances, we obtain the experimental error as a function of the luminosity shown in figure 7.

To illustrate the impact of this measurement on the isospin analysis, we implemented this new measurement in both $B_d \rightarrow \pi^0 \pi^0$ and $B_d \rightarrow \pi^+ \pi^-$ modes in the analysis by **UTfit** [27]. The measurements currently available will be improved using VV (PV and VV) events for CP asymmetries (decay rates). We assume also that the results of the $\Upsilon(5S)$ runs will be combined to the outcome of 2 ab^{-1} collected by BaBar and Belle at the end of their data taking. At the same time, the measurement of direct CP asymmetry

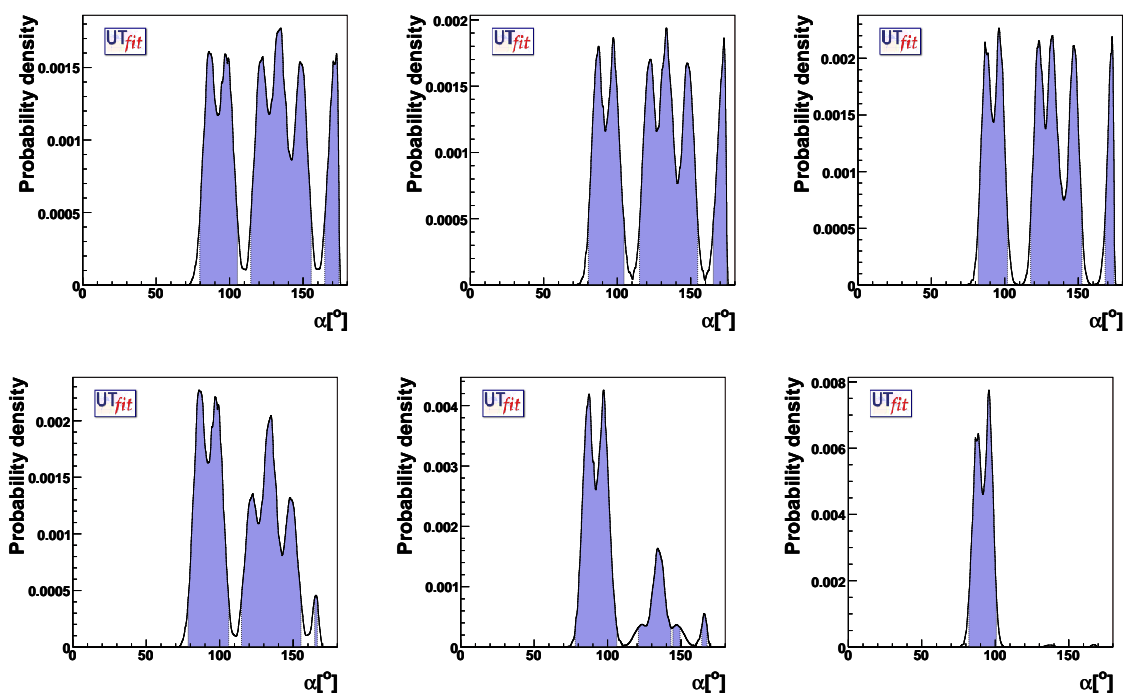


Figure 8: Determination of the angle α without (top) or with (bottom) the constrain from direct CP asymmetries of $B_d \rightarrow \pi\pi$ decays in PV events, combining 1 ab^{-1} (left), 5 ab^{-1} (center) and 30 ab^{-1} (right) integrated at the $\Upsilon(5S)$ for 2 ab^{-1} collected at the $\Upsilon(4S)$ (end of BaBar and Belle data taking).

for neutral B decays in PV events will provide the experimental determination of the observable in eq. (4.3). While $A_{CP}(\pi^0\pi^0)$ provides a new information, with respect to what is currently used in the isospin analysis, $A_{CP}(\pi^+\pi^-)$ contributes to reduce the error on $\mathcal{I}m(\lambda_{CP})(\pi^+\pi^-)$, already constrained by $S(\pi^+\pi^-)$. For all the measurements, we use the current central values and the errors are obtained scaling the statistical errors to the assumed luminosity, without reducing the systematic error. The error on the measurements of direct CP asymmetries in PV decays are obtained scaling those of PP decays to the ratio of relative production fractions (see table 1).

The result in terms of the determination of the angle α is shown in figure 8 using the current isospin analysis (top) and adding the information from PV decays (bottom), for three different values of integrated luminosities. The plots clearly show that the ambiguity is substantially reduced already with 5 ab^{-1} of integrated data.

5. Accessing the $B_s^0-\bar{B}_s^0$ mixing phase

One of the main ingredients of the success of the current B -Factories is the possibility of using the coherence of the initial $B-\bar{B}$ state to exploit the interference between CP

violation in the decay and in the mixing. Thanks to this technique the measurement of $\sin 2\beta$ has been possible with a high level of accuracy.

In the same way, one would like to exploit the coherence of the $B_s^*-\bar{B}_s^*$ final state at $\Upsilon(5S)$. The paradigmatic physics goal in this field is the determination of the weak phase β_s using $B_s \rightarrow J/\psi\phi$ decays.

As described in the following, this does not seem achievable with the precision of the current vertexing detectors and the design parameters of the next-generation B -Factories, currently under discussion [13]. The main problem comes from the large value of the ratio $\Delta m_s/\Delta m_d = 35.0 \pm 0.4$, which requires a presently unreachable vertexing resolution to be sensitive to B_s oscillations.

Nevertheless, information on the mixing phases can still be obtained using time-integrated measurements. In general, comparing the tagged decay rates for B_s decays into CP eigenstates f for positive and negative values of Δt , it is possible to determine the value of $\text{Re}\lambda_{\text{CP}}^f$ and $\text{Im}\lambda_{\text{CP}}^f$. Considering different decay modes, several combinations of weak phases can be extracted. In particular, we consider the case of the determination of β_s from tree-level $B^0 \rightarrow J/\psi\phi$ decays and from penguin dominated $B_s \rightarrow K^0\bar{K}^0$ decays. In addition, complementary information on β_s can be obtained from the charge asymmetry in flavour specific final states or in dimuon events, or from the angular analysis of $B^0 \rightarrow J/\psi\phi$ decays.

5.1 Time-dependent CP asymmetry

The study of time-dependent CP asymmetries is one of the milestones of the physics program for currently running B -Factories. It is based on the simple idea that, provided that the laboratory frame is sufficiently boosted with respect to the CM frame of the Υ resonance, it is possible to access the B_q oscillation even though the vertex resolution is smaller than Δm_q , thanks to the $\beta\gamma$ Lorentz factor [29]. In the case of $B_d-\bar{B}_d$ oscillation, a boost of $\beta\gamma \sim 0.5$ was large enough to allow the measurement of $\sin 2\beta$ with the vertex precision available when BaBar and Belle were designed. With the currently available technology on silicon vertex detectors, the boost could be in principle reduced by a factor of two or the resolution improved by the same factor using the current boost. Nevertheless, this is not enough for $B_s-\bar{B}_s$ oscillations, which are too much faster than in the case of B_d mesons.

We used Monte Carlo simulated experiments (*toy Monte Carlo experiments*) to identify the minimal vertexing resolution needed to detect $B_s-\bar{B}_s$ oscillations at a B -Factory. We quantify the minimal resolution as the largest value of the Δt resolution that allows to extract the S and C parameters of the time-dependent CP asymmetry of $B_s \rightarrow J/\psi\phi$ decays with an accuracy comparable to the precision on $\sin 2\beta$. In this way, it is possible to provide an answer to the problem without necessarily relying on a particular set of machine and detector parameters. The result obtained can then be translated into a requirement on a given machine, once the energies of the beams (that fix the Lorentz boost) are defined. In fact, the precision on $\sigma(\Delta t)$ can be written in terms of the resolution of the vertex detector $\sigma(\Delta z)$ and the Lorentz boost $\beta\gamma$ of the CM frame with respect to the laboratory frame, by using the relation $\sigma(\Delta z) \sim \sigma(\Delta t)\beta\gamma c$.

We determine the shape of signal and background using fully simulated samples, selected requiring [30]:

- $3.06 \text{ GeV} < m_{J/\psi} < 3.14 \text{ GeV}$ for $J/\psi \rightarrow \mu^+ \mu^-$
- $2.95 \text{ GeV} < m_{J/\psi} < 3.14 \text{ GeV}$ for $J/\psi \rightarrow e^+ e^-$
- $1.004 \text{ GeV} < m_\phi < 1.034 \text{ GeV}$
- particle identification (PID) requirements based on Cherenkov angle and dE/dx , both on J/ψ and ϕ daughters.
- a cut on the polar angle of the thrust axis: $|\cos(\theta_{\text{Thr}})| < 0.8$

in order to reduce contamination from $q\bar{q}$ background and from tracks combinatoric. We also apply the following kinematic requirements:

- $5.440 \text{ GeV} < m_{\text{miss}}^s < 5.490 \text{ GeV}$
- $-0.2 \text{ GeV} < \Delta E < 0.1 \text{ GeV}$

to select an almost pure sample of $\Upsilon(5S) \rightarrow B_s^* B_s^*$ events. This selection has a global efficiency of $\sim 14.7\%$ on signal events. We generate and fit samples containing signal and background events (scaled to the considered luminosity), according to the following likelihood function:

$$\mathcal{L} = \frac{e^{-(N_{\text{sig}}+N_{\text{bkg}})/N}}{N \sqrt{(N_{\text{sig}} + N_{\text{bkg}})!}} \cdot \prod_{i=1}^N \{ N_{\text{sig}} \cdot P_{\text{sig}}(m_{\text{miss}})_i \cdot P_{\text{sig}}(\Delta E)_i \cdot P_{\text{sig}}(\mathcal{F})_i \cdot P_{\text{sig}}(\Delta t)_i + N_{\text{bkg}} \cdot P_{\text{bkg}}(m_{\text{miss}})_i \cdot P_{\text{bkg}}(\Delta E)_i \cdot P_{\text{bkg}}(\mathcal{F})_i \cdot P_{\text{bkg}}(\Delta t)_i \}, \quad (5.1)$$

where $P_{\text{sig}}(x)$ ($P_{\text{bkg}}(x)$) is the probability density function (PDF) of the variable x for the signal ($q\bar{q}$ background) component. Background events from other $B\bar{B}$ decays are negligible after the selection cuts. $P_{\text{sig}}(\Delta t)$ takes into account the knowledge of the proper time of B mesons, coming from the vertex reconstruction. The full expression uses the convolution of the angular distribution function with the resolution function associated to the vertex reconstruction (usually, the sum of three Gaussians, with mean and width scaled according to the per-event error $\sigma_{\Delta t}$). We assumed the models adopted for BaBar time-dependent measurements [31], for both the shape of Δt and the performances of the tagging algorithm.

All the other functions are used to separate signal from background. Their shapes are obtained from unbinned maximum-likelihood fits to signal and background samples, coming from full Monte Carlo simulations.

The signal distributions for m_{miss}^s , ΔE , and the Fisher discriminant \mathcal{F} are parameterized as:

$$f(x) = \exp \left[-\frac{(x - m)^2}{2\sigma_\pm^2 + \alpha_\pm(x - m)^2} \right] \quad (5.2)$$

where m is the maximum of the distribution, while σ_{\pm} and α_{\pm} quantify the width and the tail, the positive (negative) sign corresponding to positive (negative) values of $x - m$. The invariant masses of the two resonances, m_{ϕ} and $m_{J/\psi}$ are described by relativistic Breit-Wigner functions.

In order to describe the $q\bar{q}$ background, we use a second-order polynomial for ΔE , while \mathcal{F} is given by the function of eq. (5.2) and m_{miss}^s is parameterized by a phase-space threshold function [34]:

$$f(x) = x\sqrt{1-x^2} \exp\left[-\xi \cdot (1-x^2)\right]; \quad x = m_{\text{miss}}^s/m_T \quad (5.3)$$

where m_T is the value of the threshold and ξ is the parameter determining the shape. For Δt we use a Gaussian resolution function.

The B_d background is parameterized using the function of eq. (5.2) for ΔE , and the phase-space threshold function (as in eq. (5.3)) for m_{miss}^s . All the other PDF's are similar to signal ones.

For simplicity, we assume a fully polarized final state, which allows us to discard from the likelihood the PDF describing the angular distribution, and we parameterize the resolution function with a single Gaussian function, centered around -0.2 ps (to include the effect of the charm bias on the tag side). Here, we do not use the per-event error but an average value $\sigma_{\Delta t}$ as the RMS of the resolution function, varied in the range $[0.02, 0.20]$ ps. We assume an integrated luminosity of 30 ab^{-1} and we generate and fit a set of toy Monte Carlo samples for each value of $\sigma_{\Delta t}$. The result of this study is reported in figure 9 for the error on S . The error on C is not shown, since the values of the errors on S and C are the same for all the chosen values of $\sigma_{\Delta t}$.

It is clear from the plot that, in order to achieve an acceptable precision on the value of the CP parameters, values of $\sigma(\Delta t) \leq 0.11$ ps are needed. We also found that for values larger than 0.11 ps not only the average error increases, but also a bias is introduced in the fit, generating a larger spread in the error distribution (the error bars in the plot). For these values of $\sigma(\Delta t)$ the B_s oscillation is too fast to be detected. The bad news is that the values of resolution required are beyond the possibilities of the current designs. The existing B -Factories are outside the range of the plot, having $\sigma(\Delta t) \sim 0.65$ ps. The improvements coming from new technology, together with the possibility of adding to the vertex detector a *layer 0* [8] on top of the beam pipe, allows to push $\sigma(\Delta t)$ down to ~ 0.4 ps for a boost of $\beta\gamma \sim 0.28$ [35], corresponding to ~ 0.2 ps for a boost of $\beta\gamma \sim 0.6$.

We stress the fact that statistics alone does not allow to reduce the errors in a significative way, since the limiting factor is in the vertexing resolution and does not have a statistical nature (as for instance in the case of decay modes with large backgrounds).

5.2 Tagged rates at positive and negative Δt

Even assuming that the needed time resolution for the study of $B_s-\bar{B}_s$ oscillations is outside the capability of the next-generation B -Factories, it remains possible to measure weak phases in B_s decays measuring the sign of Δt for $B_s-\bar{B}_s$ meson pairs. In fact, in this case one can measure decay rates as a function of B_s flavour and Δt sign, which provide four

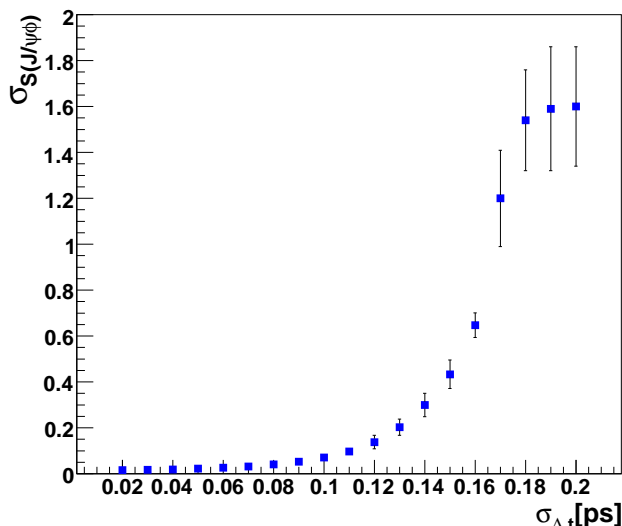


Figure 9: Error on $S(J/\psi\phi)$ as a function of the Δt resolution $\sigma_{\Delta t}$. Error bars represent the RMS of the error distribution for a given set of toys.

experimental observables, depending on the weak phase of the chosen final state. Using this technique, it is possible to access the B_s - \bar{B}_s mixing phase β_s in $B_s \rightarrow J/\psi\phi$ decays, as well as combinations of this phase and the phase γ of the CKM matrix (as for the case of $B_s \rightarrow D_s K$, which we do not discuss here). In this section, we introduce the basic formalism and we provide two examples of such measurements.

5.2.1 Theoretical formalism and experimental details

Let us consider a B_s pair produced at the $\Upsilon(5S)$ resonance, through a $B_s^* \bar{B}_s^*$ state. If one of the two B_s decays into a CP eigenstate with eigenvalue η_f and the other one in a flavour tagging final state, the PDF of the proper time difference Δt can be written as:

$$\begin{aligned}
 P(\Delta t) \propto e^{\frac{-|\Delta t|}{\tau}} & \left[\kappa_1 \cosh\left(\frac{\Delta\Gamma_s \Delta t}{2}\right) + \kappa_2 \cos(\Delta m_s \Delta t) \right. \\
 & \left. + \kappa_3 \sinh\left(\frac{\Delta\Gamma_s \Delta t}{2}\right) + \kappa_4 \sin(\Delta m_s \Delta t) \right],
 \end{aligned}
 \tag{5.4}$$

where the κ_i coefficients are defined as:

$$\begin{aligned}
 \kappa_1 &= \frac{1}{2}(1 + |\lambda_{\text{CP}}^f|^2); & \kappa_2 &= -q_{\text{tag}} \frac{1}{2}(1 - |\lambda_{\text{CP}}^f|^2) \\
 \kappa_3 &= -\mathcal{R}e \lambda_{\text{CP}}^f; & \kappa_4 &= -q_{\text{tag}} \mathcal{I}m \lambda_{\text{CP}}^f.
 \end{aligned}
 \tag{5.5}$$

These four quantities are effective parameters that depend on the tag sign q_{tag} (+1) (-1) when the tag meson is a B_s (\bar{B}_s) and on the CP parameter λ_{CP}^f . We use, as a good approximation, $q/p = e^{-2i\beta_s}$ in the following.

In the case of the current B -Factories, it is usually imposed that $\Delta\Gamma \sim 0$, which holds with a very good accuracy for B_d mesons. This assumption reduces the number of parameters to two (the usual S and C). In the case of time-integrated measurements, the tagged rates are measured without any requirement on Δt , which is equivalent to integrating eq. (5.4) between $-\infty$ and ∞ . In the case of time-dependent measurements, the convolution between eq. (5.4) and the resolution function of the vertex detector is used in the fit, which allows to extract the S and C coefficients.

As discussed in the previous section, it is hard to imagine that time-dependent measurements of B_s decays will be performed at a B -Factory. On the other hand, the presence of Δt -odd terms introduces an asymmetry between the numbers of events with $\Delta t > 0$ and $\Delta t < 0$, depending on λ_{CP}^f and q_{tag} . In addition, the sign of Δt can be determined with good precision even without improving the vertex resolution, since $\tau_{B_s} \sim \tau_{B_d}$. It is then possible to extract the four parameters κ_i from the tagged decay rates for positive and negative values of Δt , the dependence on the κ_i being provided by the integral of eq. (5.4) and the resolution function of the vertex detector in the range $[-\infty, 0]$ and $[0, \infty]$. As an alternative, one can measure a flavour integrated rate and quote flavour asymmetries (as currently done by the B -Factories), which allows to cancel some of the systematics.

Exploiting the technique described above, it is possible to measure the parameter λ_{CP}^f for all CP eigenstates of the B_s , without any need of improving the vertex resolution. Although this procedure is not as powerful as the time-dependent measurements performed by experiments at hadron collider, it can be applied to all the channels for which the Δt sign can be detected. Given the very clean environment of e^+e^- machines, the set of accessible channels is larger than in the case of LHCb. In particular, since the position of the B decay vertex can be measured even using $K_S^0 \rightarrow \pi^+\pi^-$ rather than prompt tracks [21, 36], the possibility of accessing λ_{CP}^f even in these cases opens up interesting possibilities.

Covering all the possibilities goes beyond the purpose of this paper. Nevertheless, we give below two examples of the potentiality of this new technique.

5.2.2 Determination of β_s from tree-level processes

The study of B_s decays at hadron colliders allows to determine the absolute value and phase of the B_s - \bar{B}_s mixing amplitude. The comparison of the experimental measurements to the theoretical expectations allows to test the presence of NP in $b \rightarrow s$ transitions. The recent measurement of Δm_s [10] already provided the first milestone of this physics program. A first measurement of the mixing phase is available from $D\bar{O}$ [37], obtained from a time-dependent angular analysis of $B_s \rightarrow J/\psi\phi$ decays.

A large improvement will come from LHCb [38]. In fact, this experiment is expected to measure, with the same technique, both the width difference and the phase up to $\sigma(\Delta\Gamma_s/\Gamma_s) = 0.0092$ and $\sigma(\beta_s) = 0.023$ [39] in just one year of nominal data taking. With the full expected B physics dataset (10 fb^{-1}) the error on β_s can be reduced to $\sigma(\beta_s) \simeq 0.01$. It is clear that such a precision cannot be achieved with the Lorentz boost available at present e^+e^- facilities and the resolution of actual vertexing detectors (see section 5.1). Nonetheless, we will show how a B -Factory running at $\Upsilon(5S)$ could provide

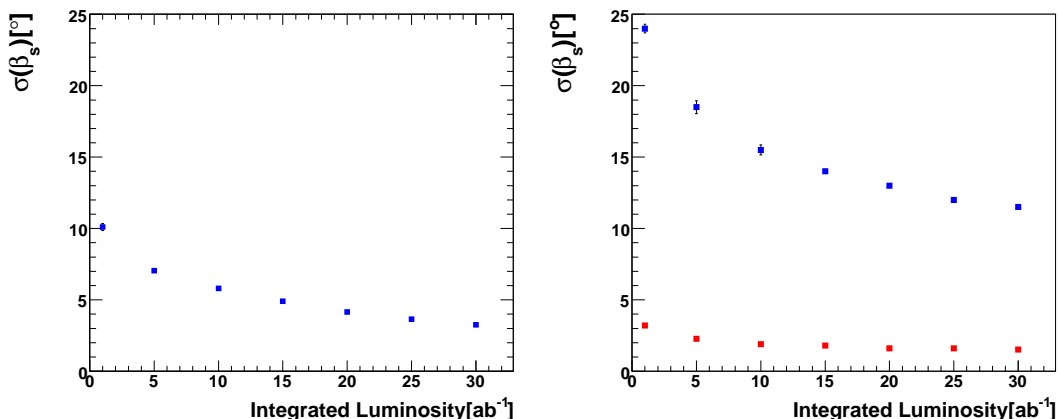


Figure 10: Distribution of the error on β_s from $B_s \rightarrow J/\psi\phi$ (left) and $B_s \rightarrow K^0\bar{K}^0$ (right) decays, as a function of the integrated luminosity, obtained from the measurement of tagged rates with $\Delta t > 0$ and $\Delta t < 0$. For the right plot, the estimate of the theoretical error is also given (see text for details).

alternative and independent informations on the same quantities, even if with not the same accuracy.

In fact, one can use the approach described in section 5.2.1 to measure the four κ_i parameters in the case of $B_s \rightarrow J/\psi\phi$ and then extract from them a value for β_s . As for the measurement of β from $B_d \rightarrow J/\psi K_S^0$, one can neglect CKM suppressed subleading contributions⁴ and assume that $\lambda_{\text{CP}}^f = \eta_f e^{2i\beta_s}$.

In order to evaluate the sensitivity to β_s , we used the same framework described in section 5.1 to perform a set of toy Monte Carlo experiments, as function of the integrated luminosity. The statistical error as a function of the luminosity, shown in the left plot of figure 10, clearly proves the potentiality of this technique and the possibility to measure β_s with a relatively good precision. We found a two-fold ambiguity between β_s and $-\beta_s$. When the value of β_s is close to zero (as it should be in the SM), two different and partially superimposed peaks appear, which produce a (almost) two-times larger resolution in the total PDF. Anyway, it is important to stress that a similar approach can be followed for B_s decays into higher charmonium resonances, which provides independent determinations of β_s , taking into account the different hadronic uncertainties.

5.2.3 Determination of β_s from penguin modes

The same experimental technique can be applied also to determine β_s from penguin modes. The comparison of this result to the value measured in $B_s \rightarrow J/\psi\phi$ allows to test the consistency of the SM and to constrain NP models.

A similar test is usually performed in the B_d sector comparing the value of $\sin 2\beta$ from $B_d \rightarrow J/\psi K_S^0$ to the S value of penguin dominated modes, such as $B_d \rightarrow \phi K_S^0$. The

⁴As it is done for $B_d \rightarrow J/\psi K_S^0$ [40], the impact of the CKM suppressed subleading contributions can be obtained from the measurements of λ_{CP}^f for similar channels, such $B_s \rightarrow J/\psi K^{*0}$

equality $(\sin 2\beta)_{J/\psi K_S^0} = (\sin 2\beta)_{\text{penguin}}$ would be strictly true only if these decays were mediated by a single combination of CKM matrix elements, while in all the cases a CKM suppressed amplitude is present. At the very high precision that is expected with the next generation of B physics experiments, it is not possible to neglect the CKM suppressed contribution, which introduces a theoretical error associated to the SM expectation of $\Delta S = S(b \rightarrow s\bar{q}q) - \sin 2\beta$.

The same problem is present in the case of $B_s \rightarrow K^0 \bar{K}^0$, since the decay amplitude in terms of renormalization group invariant parameters is given by the relation [42]:

$$\mathcal{A}(B_s \rightarrow K^0 \bar{K}^0) = -V_{us}V_{ub}^*P_s^{\text{GIM}} - V_{ts}V_{tb}^*P_s, \quad (5.6)$$

which is formally equivalent to the amplitude of the *golden mode* $B_d \rightarrow \phi K^0$. The main advantage of considering this decay is that the theoretical error can be estimated using a data-driven approach [40, 41], as we explain below.

As a first step, we assume that P_s^{GIM} can be neglected, which implies that $\lambda_{\text{CP}}^f = \eta_f e^{-2i\beta_s}$. We use a set of toy Monte Carlo experiments to extract the expected error on the weak phase, applying the method described in section 5.2.1. We determine the error on β_s as a function of the integrated luminosity, as shown in the right plot of figure 10.

Comparing the two plots of figure 10, it is clear that $B_s \rightarrow K^0 \bar{K}^0$ is affected by a larger background, which increases the error on the weak phase, the dominant contamination coming from $q\bar{q}$ events ($q = u, d, s, c$). These events are characterized by a jet-like distribution in the center of mass of the e^+e^- system, which allows to separate them from signal events. At a new facility, the discriminating power might benefit from the improvement of the vertexing resolution. Using modern technology, it is possible to improve the vertexing precision [43], allowing to separate the B and D vertices on the tag side of a $B\bar{B}$ event. Since no secondary vertex is present in $q\bar{q}$ events, it is not unrealistic to imagine that such an approach will strongly suppress the background contamination, reducing the error on β_s . A quantification of this improvement relies on a specific detector design and goes beyond the purpose of this paper.

The estimate of the error induced by neglecting P_s^{GIM} can be obtained considering the time-dependent study of $B_d \rightarrow K^0 \bar{K}^0$. The decay amplitude is given by

$$\mathcal{A}(B_d \rightarrow K^0 \bar{K}^0) = -V_{ud}V_{ub}^*P_d^{\text{GIM}} - V_{td}V_{tb}^*P_d, \quad (5.7)$$

which is similar to eq. (5.6), except that here the two combinations of CKM elements have the same order of magnitude. This difference maximizes the sensitivity to the ratio P_d^{GIM}/P_d , which can be determined assuming the SM values of the CKM parameters and using the experimental values of the BR and the CP parameters S and C to constraint the hadronic parameters. These hadronic parameters cannot be assumed to be equal to those of eq. (5.6), because of SU(3) breaking effects. Nevertheless, it is true that an SU(3) breaking larger than 100% has never been observed up to now. Thanks to this consideration, one can determine the maximum allowed value of P_s^{GIM}/P_s , taking for the output distribution of P_d^{GIM}/P_d (to take into account the statistical error on the fit to $B_d \rightarrow K^0 \bar{K}^0$) a 100% range centered around the mean value of P_d^{GIM}/P_d (to take into account SU(3) breaking

effects). From this determination, an estimate of the induced error on β_s can be obtained, in analogy of what is done for β from $B_d \rightarrow J/\psi K^0$ using $B_d \rightarrow J/\psi \pi^0$ [40].

In order to give an estimate of the theoretical error induced on β_s by neglecting P_d^{GIM}/P_d , we scaled the statistical error of the time-dependent measurement of $B_d \rightarrow K^0 \bar{K}^0$ by BaBar [44], assuming an irreducible systematic error of 0.01 on S and C . The output is shown in the plot on the right of figure 10 as a function of the integrated luminosity. Here, we assume that data will be collected at the $\Upsilon(5S)$ resonance, but it is important to recall that, for a certain amount of integrated luminosity, the number of B_d decays available from $\Upsilon(4S)$ is larger (so that the error corresponding to the same luminosity will be smaller, if not systematics dominated).

5.3 $B_s-\bar{B}_s$ mixing phase from time-integrated measurements

In order to extract the weak phase β_s of $B_s-\bar{B}_s$ mixing, one can use an independent strategy, which, as for the measurement discussed in section 5.2.1, does not rely on time-dependent CP asymmetries. In fact, it is possible to use the determination of $\Delta\Gamma_s$ [47] and the charge asymmetry in semileptonic B_s decays, A_{SL}^s [45] to obtain an independent determination of the same quantity. As we show in the following sections, a good precision on these two quantities can be obtained at a B -Factory, exploiting high statistics, high efficiency in lepton reconstruction and a pure B_s sample.

5.3.1 Measurement of $\Delta\Gamma_s/\Gamma_s$

The relative decay-time difference $\Delta\Gamma_s/\Gamma_s$ can be determined studying the angular distribution of the $B_s \rightarrow J/\psi\phi$ decay. Using the transversity basis, the angular distribution of the final state can be described in terms of three complex amplitudes: the two transverse amplitudes A_\perp and A_\parallel (perpendicular and parallel), and the longitudinal component A_0 . A_0 and A_\parallel are CP-even, while A_\perp is CP-odd [46]. In the SM, neglecting CP violation effects in the B_s mixing, the CP eigenstates $B_{\text{CP}} = +1$ and $B_{\text{CP}} = -1$ correspond to the mass eigenstates B_L and B_H . CP-even (odd) amplitudes evolve according to the exponential factor⁵ $e^{-\Gamma_L t}$ ($e^{-\Gamma_H t}$). As suggested in ref. [47], if CP violation in mixing is not negligible (which is excluded in the SM but it is possible in NP scenarios) the time evolution of these amplitudes is modified. In particular, an explicit dependence on the CP violating weak phase β_s appears. Following these considerations, one can write the angular distribution of B_s events as:

$$\begin{aligned} \frac{d^4\mathcal{P}(\vec{\rho}, t)}{d\vec{\rho} dt} \propto & \left[|A_0|^2 \frac{1 + |\cos(2\beta_s)|}{2} \cdot f_1(\vec{\rho}) + |A_\parallel|^2 \frac{1 + |\cos(2\beta_s)|}{2} \cdot f_2(\vec{\rho}) + \right. \\ & + |A_\perp|^2 \frac{1 - |\cos(2\beta_s)|}{2} \cdot f_3(\vec{\rho}) + \frac{1}{2} |A_\parallel| |A_\perp| \cos(\delta_1) \sin(2\beta_s) \cdot f_4(\vec{\rho}) \\ & \left. + |A_0| |A_\parallel| \cos(\delta_2 - \delta_1) \frac{1 + |\cos(2\beta_s)|}{2} \cdot f_5(\vec{\rho}) + \right] \end{aligned}$$

⁵Here Γ_L and Γ_H represent the lifetimes of the light and heavy mass eigenstates of the $B_s-\bar{B}_s$ system. Notice also that at a B -Factory the time t can be substituted by Δt , the proper time difference between the decays of the two B mesons

$$\begin{aligned}
& -|A_0||A_\perp| \cos(\delta_2) \sin(2\beta_s) \cdot f_6(\vec{\rho}) \Big] e^{-\Gamma_L t} \\
& + \left[|A_0|^2 \frac{1 - |\cos(2\beta_s)|}{2} \cdot f_1(\vec{\rho}) + |A_\parallel|^2 \frac{1 - |\cos(2\beta_s)|}{2} \cdot f_2(\vec{\rho}) \right. \\
& \quad + |A_\perp|^2 \frac{1 + |\cos(2\beta_s)|}{2} \cdot f_3(\vec{\rho}) - \frac{1}{2} |A_\parallel||A_\perp| \cos(\delta_1) \sin(2\beta_s) \cdot f_4(\vec{\rho}) \\
& \quad + |A_0||A_\parallel| \cos(\delta_2 - \delta_1) \frac{1 - |\cos(2\beta_s)|}{2} \cdot f_5(\vec{\rho}) + \\
& \quad \left. + |A_0||A_\perp| \cos(\delta_2) \sin(2\beta_s) \cdot f_6(\vec{\rho}) \right] e^{-\Gamma_H t}. \tag{5.8}
\end{aligned}$$

where the functions $f_i(\vec{\rho})$ and the transversity variables $\vec{\rho} \equiv \{\cos\theta, \varphi, \cos\psi\}$ are defined in [47], and δ_1 (δ_2) is the strong phase difference between A_\perp and A_\parallel (A_\perp and A_0). The arbitrary phase in the decay amplitude is removed forcing A_0 to be real. In the PDF, we write Γ_H and Γ_L in terms of $\Delta\Gamma = \Gamma_L - \Gamma_H$ and $\Gamma = (\Gamma_L + \Gamma_H)/2$, and we float these two parameters in the fit, along with the yields, the absolute values of the amplitudes, the strong phases δ_1 and δ_2 and the weak phase β_s . In the MC generation we assume $\Delta\Gamma_s = 0.1 \text{ ps}^{-1}$ (SM prediction from ref. [32]), and $\Gamma_s = 1.39 \text{ ps}^{-1}$ [33]. It is important to stress the fact that no assumption on the size of CP violation in $B_s\text{-}\bar{B}_s$ mixing has been done, which is important to constrain physics beyond the SM.

We determine the shape of the m_{miss}^s and ΔE distributions in the $B_s \rightarrow J/\psi\phi$ sample by means of a full MC simulation, applying the same requirements of section 5.1. Then, in order to determine the expected error on $\Delta\Gamma_s/\Gamma_s$ and β_s , we perform a set of toy Monte Carlo experiments, generating a large number of datasets (corresponding to the assumed luminosity, taking the the value of reconstruction efficiency from simulation, and $BR(B_s \rightarrow J/\psi\phi) = 9.3 \cdot 10^{-4}$) and fitting for the value of $\Delta\Gamma_s/\Gamma_s$, together with signal and background yields, through an extended and unbinned ML fit, by using the likelihood function of eq. (5.1), with the addition of the PDF for the angular distribution. For the signal component we use the expression of eq. (5.8). The angular distribution of background events is assumed to be flat in $\vec{\rho}$ variables.

We performed different sets of toy Monte Carlo experiments, corresponding to different integrated luminosities between 1 ab^{-1} and 30 ab^{-1} . Figure 11 shows the pull distributions for $\Delta\Gamma_s$, Γ and β_s at 30 ab^{-1} and the dependence of the statistical error on the luminosity.

We remark here that the measurement can be affected by large correlations between the measured quantities, as experienced by the D0 Collaboration in a similar analysis [37]. Also these correlations can be studied in the toy Monte Carlo experiments, and they can be used to extract the corresponding constraints on the NP parameters (see section 7).

5.3.2 Charge asymmetry in semileptonic decays

The amplitude describing $B_s\text{-}\bar{B}_s$ mixing can be experimentally constrained looking at the difference between the B_s and \bar{B}_s semileptonic decay rates after the mixing of the B_s mesons. Since the charge of the lepton tags the flavour of the B_s meson at the decay point, and since the decay amplitude is characterized by only one combination of CKM elements, any deviation of the charge asymmetry from zero can only come from a deviation of $|q/p|$

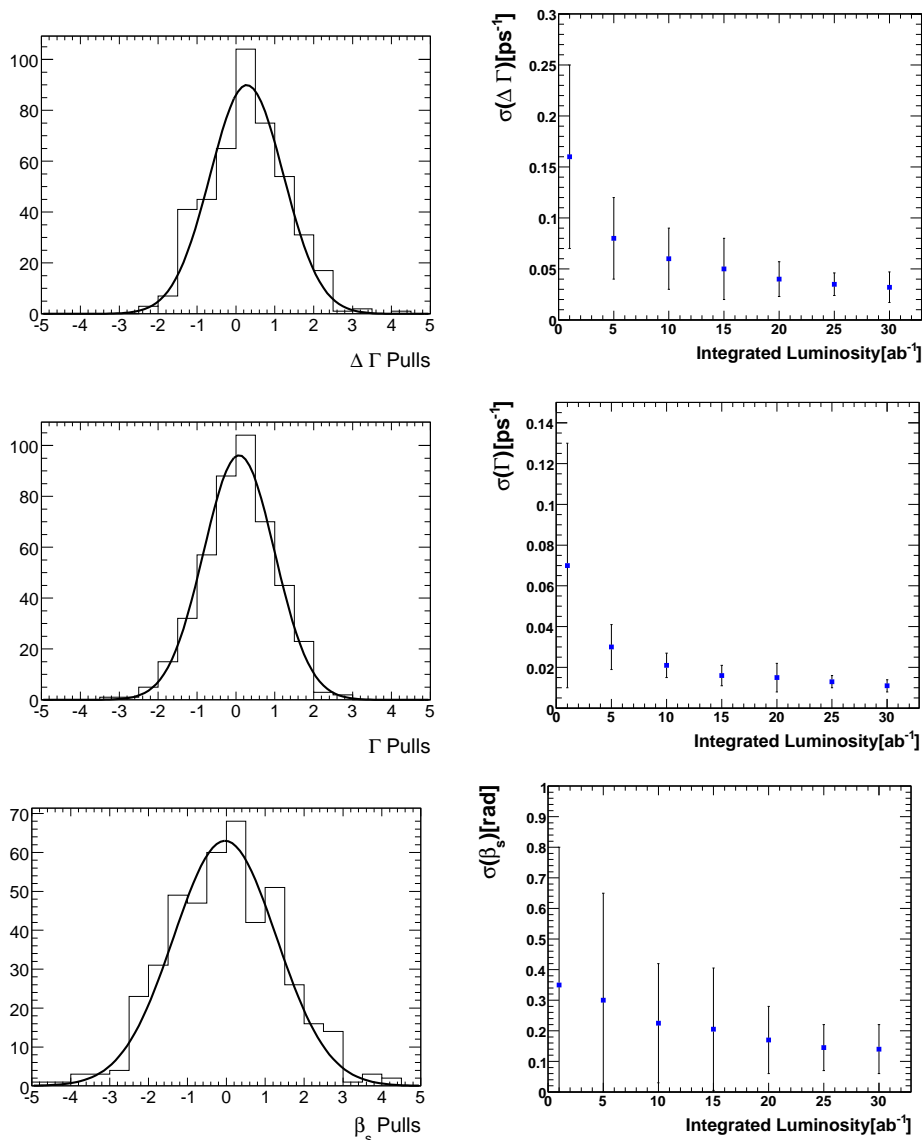


Figure 11: Distributions of the pull for $\Delta\Gamma_s$ (top row), Γ_s (middle row) and β_s (bottom row) from a set of 900 toy Monte Carlo experiments, assuming an integrated luminosity of 30 ab^{-1} (left) and the trend of the error as a function of the integrated luminosity (right). The error bars, in the right plots, show the RMS of the error distribution.

from one. One can define the semileptonic asymmetry as:

$$A_{\text{SL}}^s = \frac{BR(B_s \rightarrow \bar{B}_s \rightarrow D_s^{(*)-} l^+ \nu_l) - BR(\bar{B}_s \rightarrow B_s \rightarrow D_s^{(*)+} l^- \nu_l)}{BR(B_s \rightarrow \bar{B}_s \rightarrow D_s^{(*)-} l^+ \nu_l) + BR(\bar{B}_s \rightarrow B_s \rightarrow D_s^{(*)+} l^- \nu_l)} = \frac{1 - |q/p|^4}{1 + |q/p|^4}. \quad (5.9)$$

To measure A_{SL}^s , we exclusively reconstruct one of the two B mesons into a self-tagging hadronic final state (such as $B_s \rightarrow D_s^{(*)} \pi$) and look for the signature of a semileptonic decay (high momentum lepton) in the rest of the event (ROE). Since both the B mesons

are reconstructed from self-tagging modes, it is possible to isolate those events in which the two B_s mesons have the same flavour content. To increase the statistics, one can also avoid to reconstruct one of the two B mesons and determine its flavour on a probabilistic basis, using a tagging algorithm.

To evaluate the expected error associated to this strategy, we use a toy Monte Carlo technique, generating and fitting a large set of toy-simulated data samples. We use two variables to discriminate signal from background, namely the m_{miss}^s of the fully reconstructed $B_s \rightarrow D_s^{(*)}\pi$ candidate, and the missing mass of the other B , m_ν . Signal events peak in the region $m_{\text{miss}}^s \sim 5.46$ GeV and $m_\nu \sim 0$ GeV. We describe the event distributions using the function of eq. (5.2) for m_{miss}^s and the sum of four Gaussians for m_ν . The continuum background, coming from the combinatoric of particles in the hadronization of $e^+e^- \rightarrow q\bar{q}$ events ($q = u, d, s, c$) ($\sim 10\%$ of the signal yield) is described by the phase-space threshold function of eq. (5.3) for m_{miss}^s and a second order polynomial for m_ν . An additional source of background comes from other B_s decays ($\sim 2.5\%$ of the signal yield), which can be described by the m_{miss}^s PDF used for signal and an order one polynomial for m_ν . Background from $\Upsilon(5S) \rightarrow BB\pi$ events is strongly suppressed, since both the B mesons of the event are requested to decay into D_s mesons, which occurs through CKM suppressed amplitudes for B_d and B^+ mesons.

We calculated the expected $q\bar{q}$ background yield scaling the values obtained by BaBar [48]. For signal, we consider both $D_s l\nu$ and $D_s^* l\nu$ events ($l = e, \mu$), assuming $BR(B_s \rightarrow D_s l\nu) = 2\%$, $BR(B_s \rightarrow D_s^* l\nu) = 4\%$, and the efficiency and purity of the BaBar analysis.

The result of the simulation is shown in figure 12, where the statistical error on A_{SL}^s is given as a function of the integrated luminosity. The dashed line on the plot represents the current value of the systematic error typically quoted in precision measurements of direct CP asymmetries at the B -Factories. It is not unrealistic to expect an improvement of a factor two in the evaluation of the systematic error, considering that a sizable part of it has a statistical nature (being related to the available statistics for control samples).

5.3.3 Inclusive measurement of dimuon charge asymmetry

Running at the $\Upsilon(4S)$, the measurement of A_{SL}^d can also be performed in an inclusive way, identifying $B\bar{B}$ events from pairs of same-sign leptons with positive (N^{++}) and negative (N^{--}) charge and calculating the charge asymmetry as

$$A_{\text{SL}}^d = \frac{N^{--} - N^{++}}{N^{--} + N^{++}}. \tag{5.10}$$

These events correspond to $\Upsilon(4S)$ decays in which both the B mesons decay into a semileptonic final state. Requiring the charge of the leptons to be the same, is equivalent to select only events for which the two mesons have the same b flavour content, which can happen only after a $B-\bar{B}$ mixing process. Contrary to the analysis presented in the previous section (A_{SL}^s), the cascade events component has to be controlled. A non-null value of A_{SL}^d is sensitive to CP violating effects in the mixing process, i.e. to the weak phase of the mixing.

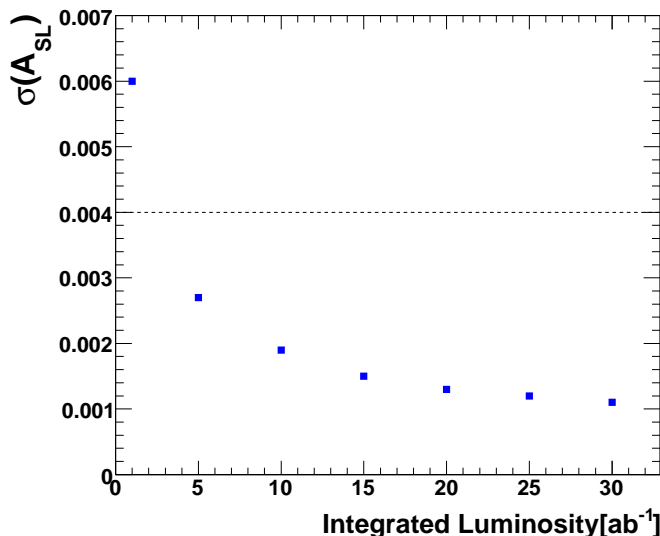


Figure 12: Statistical error on A_{SL}^s , as a function of the integrated luminosity. The dashed line represents the order of magnitude of the current systematic error on A_{CP} measurements, shown for comparison.

The situation of the $\Upsilon(5S)$ is more complicated: B_s and $B_{d,u}$ mesons are produced simultaneously, but cannot be separated during the reconstruction, since the analysis is done inclusively. In this case, the measured observable can be written as

$$A_{\text{CH}} = \frac{N^{--} - N^{++}}{N^{--} + N^{++}} = \frac{\chi - \bar{\chi}}{\chi + \bar{\chi} - 2\chi\bar{\chi}} \quad (5.11)$$

where $\chi = (1 - f_s)\chi_d + f_s\chi_s$, $\bar{\chi} = (1 - f_s)\bar{\chi}_d + f_s\bar{\chi}_s$, f_s is the production rate of B_s meson pairs at the $\Upsilon(5S)$ and

$$\chi_q^{(-)} = \frac{\frac{\Delta\Gamma_q^2}{\Gamma_q} + 4\frac{\Delta m_q^2}{\Gamma_q}}{\frac{\Delta\Gamma_q^2}{\Gamma_q}(z_q^{(-)} - 1) + 4(2z_q^{(-)} + \frac{\Delta m_q^2}{\Gamma_q}(1 + z_q^{(-)})} \quad (q = d, s) \quad (5.12)$$

with $z_q = |q/p|_q^2$ and $\bar{z}_q = |p/q|_q^2$.

The interesting feature of this observable is that it relates NP effects in B_d and B_s sectors, providing an additional constraint with respect to the measurement of $A_{\text{SL}}^{d,s}$. The sample used for A_{CH} can be orthogonal to the one used for A_{SL}^s (A_{SL}^d) measurements if one avoids the use of semileptonic decays to reconstruct the *other* B meson in the latter analysis.

From the experimental point of view, the main background sources are $q\bar{q}$ events ($q = u, d, s, c$) and *cascade-lepton* events in which one of the two leptons is generated from the semileptonic decay of a D meson, coming from the B decay. These backgrounds can be separated from signal looking at the distribution of the decay time [49]. The charge of the muon distinguishes B and \bar{B} mesons, while the information on the shape of the event in the

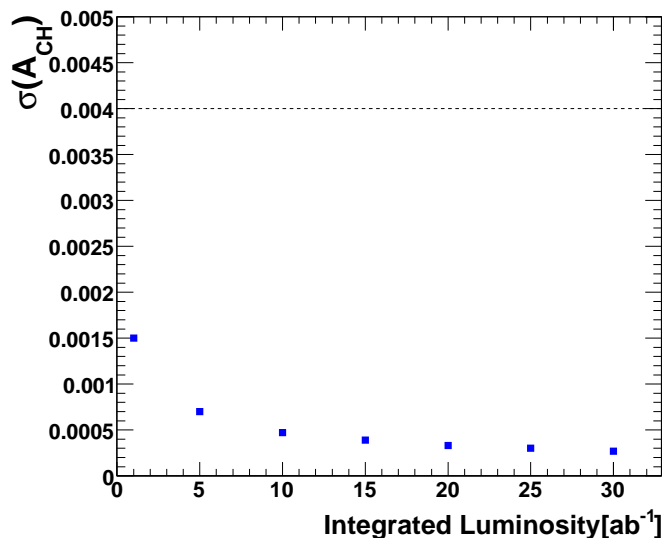


Figure 13: Statistical error on A_{CH} , as a function of the integrated luminosity. The dashed line represents the order of magnitude of systematic error on the current measurement at $\Upsilon(4S)$, shown for comparison.

CM frame allows to improve the rejection of $q\bar{q}$ background. The residual $B\bar{B}$ background, coming from *cascade-lepton* events can be suppressed using a Neural Network algorithm, based on:

- the momenta of the two leptons with the highest momentum in the $\Upsilon(5S)$ center of mass system;
- the total visible energy and the missing momentum of the event in the $\Upsilon(5S)$ center of mass system;
- the opening angle between the leptons in the $\Upsilon(5S)$ center of mass system;

and trained on simulated samples of signal and background events.

A rough estimate of the expected error achievable on the inclusive approach can be obtained scaling the statistical error quoted in the corresponding BaBar analysis [49] according to the inverse of $N_S/\sqrt{N_S + N_B}$, where N_S and N_B are the expected yields for signal and background respectively. The result, as a function of the luminosity, is given in figure 13. The dashed line represents the order of magnitude of the current systematic error on A_{CP} measurement, shown for comparison. The measurement will be systematics dominated after a relatively small period of data taking, even though also in this case an improvement of the systematic error with an increased size of the control samples is possible. Notice that the information about A_{CH} comes only from same sign events (i.e. with 2 leptons of the same sign), so only these events are taken into account in the error estimate.

6. Benchmark measurements of B_s rare decays

The production of B_s mesons at the $\Upsilon(5S)$ allows to study the decay rates of the B_s sector with the same completeness and accuracy that is currently available for the B_d and charged B mesons, improving our understanding of B physics and helping to reduce the theoretical uncertainties related to NP-sensitive quantities. For instance, using the measurements of BR's of B_s mesons to open charm and to charmless decays it is possible to close the SU(3) multiplets of b decays [50] and to control SU(3) breaking effects in channels like $B_d \rightarrow \phi K_S^0$ [51]. In addition, even without accessing time-dependent CP asymmetries, it is possible to access weak phases of B_s decays. This is the case of the determination of γ from the tree-level amplitudes of $B_s \rightarrow K\pi\pi^0$ decays, for which it is possible to disentangle penguin and tree contributions using the distribution of the events on the Dalitz plot [52].

On the other hand, B_s physics provides a direct way to probe NP effects in the $b \rightarrow s$ transitions. Effects generated from NP particles are expected to be more evident in $b \rightarrow s$ than in $b \rightarrow d$ transitions, not only because, thanks to the CKM hierarchy among the amplitudes, the effect of hadronic uncertainties on the calculation of the SM is smaller than in the case of $b \rightarrow d$ processes, but also because this scenario is still allowed by the generalized UT analysis beyond the SM [32] and is expected in several extensions of the SM [53].

In the following we concentrate on this point. We show what could be learned from a high statistics study of B_s mesons by giving some benchmark examples. In some cases, only at very high statistics and with particular detector performances, one can reach the same precision as at LHCb. Anyhow, one should take into account that the set of measurements we consider is not an exhaustive representation of the potential of a B -Factory running at the $\Upsilon(5S)$ and that a quantitative comparison between the performance of LHCb and a next-generation B -Factory, based on a common set of measurements, goes beyond the purpose of this paper. What we rather want to prove is that, contrary to what is usually claimed, all the interesting measurements (rates of rare decays, angular analyses, measurement of direct CP asymmetry and weak phases in B_s - \bar{B}_s oscillations) can be performed even if B_s - \bar{B}_s oscillation cannot be accessed. To demonstrate this point, we already documented in section 5 how the B_s - \bar{B}_s mixing phase β_s can be measured in tree-level and in penguin modes, testing the SM in B_s - \bar{B}_s mixing as well as in $b \rightarrow s$ transitions. In this section, we discuss two other milestones of a B_s physics program, namely the measurement of the BR of rare decays of the B_s , and the test of the SM through the determination of $|V_{td}/V_{ts}|$ in penguin dominated modes.

The main result of this study is that a B -Factory running at the $\Upsilon(5S)$ will not be limited by detector performances. Using the analyses techniques we briefly describe here, it will be possible to study several decays which might go beyond the capability of LHCb, such as channels without primary tracks in the decay and/or channels with only photons in the final state. Furthermore, the possibility of studying channels with open kinematic (such as $b \rightarrow ul\nu$ and $b \rightarrow s\nu\bar{\nu}$), even with a factor three reduction in statistics with respect to the $\Upsilon(4S)$ represents something that only at a B -Factory can be determined. In our opinion, the sum of all these arguments establishes the complementarity between the

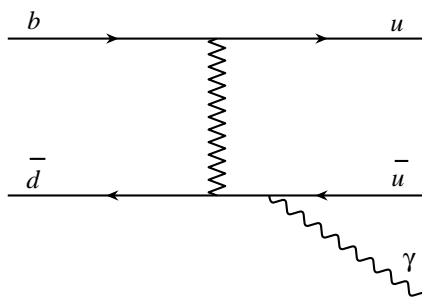


Figure 14: Annihilation contribution to the $b \rightarrow d$ amplitude of $B \rightarrow \rho\gamma$ decays.

physics program of LHCb and the possibility of studying B mesons at the $\Upsilon(5S)$. So, while LHCb will provide high precision measurements for a limited set of observables, a B factory running at the $\Upsilon(5S)$ will be able to access (not necessarily with a comparable precision) a much larger ensemble of quantities. If this is done before the LHCb will start collecting data, already with two ab^{-1} it will be possible to exclude NP contributions comparable to the SM amplitude, as well as to provide a set of measurements of rates and asymmetries to be used by LHCb as a calibration of the physics measurements in the very first run period.

6.1 Probing new physics in penguins with $|V_{td}/V_{ts}|$

The measurement of Δm_s at the Tevatron [10] has provided a further evidence of the consistency between experimental data and the predictions of the SM. The agreement between the prediction by **UTfit** [54] and the measured value of $|V_{td}/V_{ts}|$ has reduced the possibility of observing large NP effects in $B_s - \bar{B}_s$ oscillations [32]. Nevertheless, it is still interesting to probe NP in $b \rightarrow s$ channels using an independent determination of $|V_{td}/V_{ts}|$, which might be sensitive to NP in a different way than Δm_s . It has been proposed in literature that such a test can be provided by the ratio $R = BR(B^0 \rightarrow \rho^0\gamma)/BR(B^0 \rightarrow K^{*0}\gamma)$ [55]. This quantity can be expressed as

$$R \equiv c_\rho^2 \frac{r_m}{\xi^2} \frac{|a_7^c(\rho\gamma)|^2}{|a_7^c(K^{*0}\gamma)|^2} \frac{|V_{td}|^2}{|V_{ts}|^2} (1 + \Delta R) \quad (6.1)$$

where $\frac{|V_{td}|}{|V_{ts}|}$ is the combination of CKM elements one wants to determine; $\frac{|a_7^c(\rho\gamma)|^2}{|a_7^c(K^{*0}\gamma)|^2}$ is the difference in the penguin factorized decay amplitude, due to the different mesons in the final state; r_m is defined as $r_m = \left(\frac{m_B^2 - m_\rho^2}{m_B^2 - m_{K^{*0}}^2}\right)^3$; ξ is the ratio of form factors $F(B \rightarrow K^{*0})/F(B \rightarrow \rho)$, and ΔR is a correction generated by the annihilation contribution to $B \rightarrow \rho\gamma$ (see figure 14), which is not present in $B \rightarrow K^{*0}\gamma$.

This ratio provides an independent test of the SM prediction of $|V_{td}/V_{ts}|$, since radiative decays are particularly sensitive to NP contributions. As these processes violate chirality,

the decay amplitude in the SM is proportional to m_q , the mass of the quark ($q = b, s$) generating the helicity flip. In presence of NP, the helicity flip is obtained by the mass insertion of a new heavy state, determining the enhancement of the NP amplitude with respect to the SM by a factor m_{HS}/m_q , where m_{HS} is the mass of the new heavy state. This implies that it is possible to observe NP effects in these channels even when the contribution is too small to be determined in the $B-\bar{B}$ mixing.

A limitation to the effectiveness of this test comes from the presence of the ΔR term in eq. (6.1). In the SM this contribution is not only expected to be $\mathcal{O}(\Lambda_{\text{QCD}}/m_b)$ but it is also CKM suppressed, being proportional to $\cos(\alpha)$ [55]. These two suppressions reduce the sensitivity to non perturbative QCD effects that determines the value of ΔR . The main limitation is related to the fact that, beyond the SM, the CKM factor is not necessarily small. While in MFV models the $\cos(\alpha)$ suppression still reduces the sensitivity to the hadronic corrections, this is not the case for models with a generic flavour structure. This is why it is particularly interesting to look for a similar observable which is not affected by the presence of the annihilation term.

Such observable can be provided by the ratio $R = BR(B_s \rightarrow K^{*0}\gamma)/BR(B_d \rightarrow K^{*0}\gamma)$. In this case, in fact, the two decays are not affected by annihilation contributions and the ratio is governed by eq. (6.1), with $\frac{|a_7^\xi(\rho\gamma)|}{|a_7^\xi(K^{*0}\gamma)|}$ and ξ replaced by the similar factors, and where the ΔR term vanishes.

The BR measurement for $B_d \rightarrow K^{*0}\gamma$ has been performed at the current B -Factories [56] and the present error is (almost) dominated by the systematic error. We assume $BR(B_d \rightarrow K^{*0}\gamma) = (40.1 \pm 2.4) \cdot 10^{-6}$, corresponding to the current world average, with the error given by the current systematic error.

An estimate of the error that can be obtained for $BR(B_s^0 \rightarrow K^{*0}\gamma)$ has been extracted performing toy Monte Carlo simulations as a function of the integrated luminosity. The SM expectation value for $BR(B_s \rightarrow K^{*0}\gamma)$ is about two times its B_d counterparts, $B_d \rightarrow \rho^0\gamma$. As a reference, we use $BR(B_s \rightarrow K^{*0}\gamma) = 1.8 \cdot 10^{-6}$, obtained using the central value of the current world average for $B_d \rightarrow \rho^0\gamma$ [57] and the relative factor two, coming from the Clebsch-Gordon coefficient of the ρ^0 .

The distribution of the relative errors on the BR from the toy experiments as a function of the integrated luminosity is shown in the left plot of figure 15. The information coming from the toy experiments, combined to the current predictions on ξ ($\xi = 1.17 \pm 0.09$ [58]), allows to determine the value of $\frac{|V_{td}|}{|V_{ts}|}$. The result is shown in the right plot of figure 15. By repeating the exercise after reducing the error on ξ , we verified that the determination of $\frac{|V_{td}|}{|V_{ts}|}$ is dominated by the statistical error even for large values of integrated luminosity.

6.2 $B_s \rightarrow \mu\mu$ and the flavour structure of new physics

This decay plays a crucial role in study the structure of the Higgs sector and assessing the value of $\tan\beta$. In the SM, the BR of this process is written as [59]

$$BR(B_s \rightarrow ll) = \tau(B_s) \frac{G_F^2}{\pi} \left(\frac{\alpha}{4\pi \sin^2 \theta_w} \right)^2 f_{B_s}^2 m_l^2 m_{B_s} \sqrt{1 - 4 \frac{m_l^2}{m_{B_s}^2}} |V_{tb}^* V_{ts}|^2 Y^2(x_t), \quad (6.2)$$

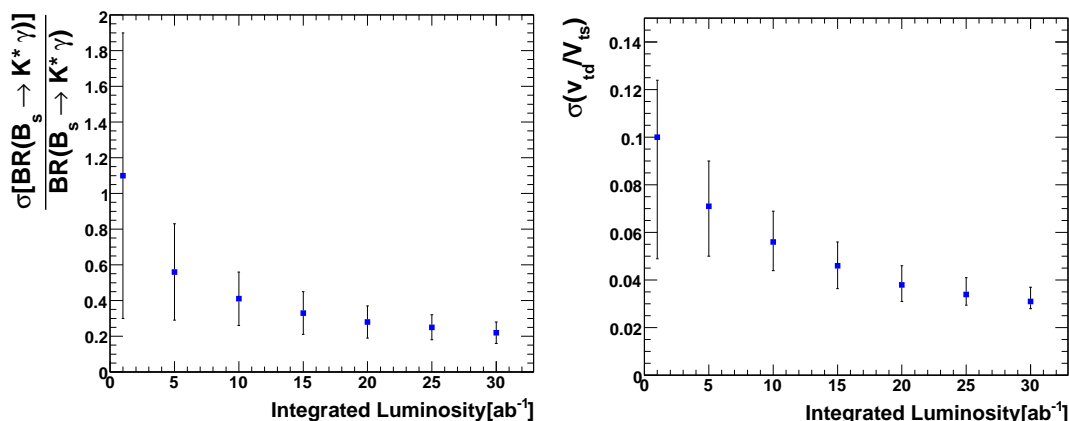


Figure 15: Distribution of the statistical error on $BR(B_s \rightarrow K^{*0}\gamma)$ from toy Monte Carlo experiments (left) and the expected error of the $|V_{td}/V_{ts}|$ measurement (right), as a function of the integrated luminosity.

where $x_t = m_t^2/m_W^2$, f_{B_s} is the B_s meson decay constant and, within the SM, $Y(x_t)$ is the Inami-Lim function [60], given by the expression

$$Y(x_t) = \frac{x_t}{8} \left[\frac{x_t - 4}{x_t - 1} + \frac{3x_t}{(x_t - 1)^2} \ln x_t \right]. \tag{6.3}$$

The SM expectation for this decay rate is $BR(B_s \rightarrow \mu\mu) = (3.35 \pm 0.32) \cdot 10^{-9}$ [61]. The decay occurs in the SM through loop diagrams, which make this process particularly sensitive to NP contributions. For instance, the observation of this decay above the SM prediction will provide a clear evidence of new heavy states contributing to virtual processes. Recently, a combined analysis of B and K rare decays [62] has addressed this point in a quantitative way in the context of MFV models at small $\tan\beta$, obtaining $BR(B_s \rightarrow \mu\mu) < 7.4 \cdot 10^{-9}$ at 95% probability. This result indicates that in MFV at small $\tan\beta$ we do not expect a large enhancement of the decay rate. Conversely, in very large $\tan\beta$ scenarios [63], $\tan\beta$ -enhanced terms can still give sizable contributions resulting in an enhancement of the decay rate well beyond the above limit.

In order to estimate the expected experimental sensitivity in the SM, we assume the expectation value quoted above. We only consider $B_s-\bar{B}_s$ pairs from VV events. Since $BR(B_d \rightarrow \mu\mu)$ is suppressed by more than a factor of ten with respect to $BR(B_s \rightarrow \mu\mu)$, both in SM and in NP scenarios, we can neglect $B_d\bar{B}_d\pi$ events. The contamination coming from $B_s \rightarrow \pi\pi$ events is lower than in the case of B_d , since the decay is CKM suppressed. As for the search of $B_d \rightarrow \mu\mu$ performed by the B -Factories [64], the hadronic background can be suppressed imposing a set of requirements on PID, typically combined into a PID neural net. The cost is about a factor 60% for the reconstruction efficiency. With respect to the B -Factories, we can also imagine a detector configuration with larger acceptance, thanks to a reduction of the Lorentz boost. Assuming a typical value of the reconstruction efficiency of 60% we expect 6 signal events and 960 background events in 30 ab^{-1} of integrated data.

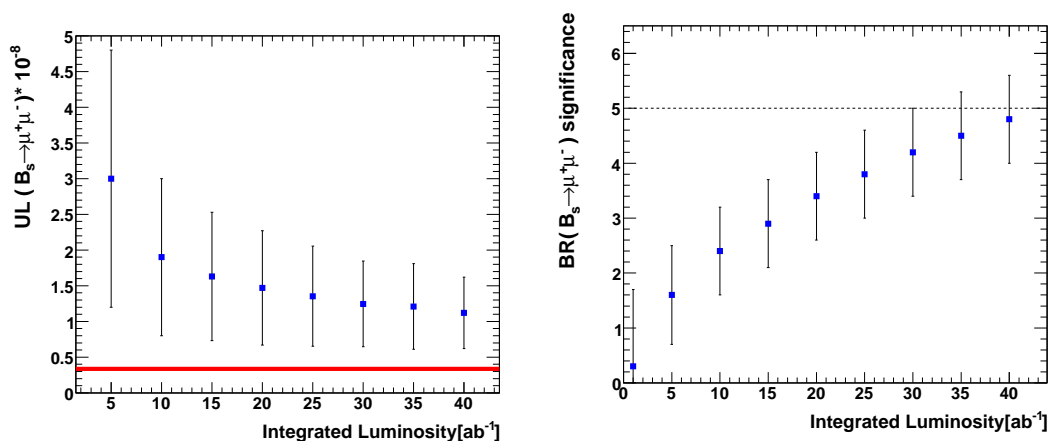


Figure 16: Distribution of the upper limit at 90% C.L. (left) and statistical significance on the BR (right) for $BR(B_s \rightarrow \mu^+\mu^-)$, as a function of the integrated luminosity. Error bars represent the RMS of the UL distribution for each set of toys. For the left (right) plot, the SM expectation for the BR (ten times the SM value) was assumed. On the right plot, the dashed line represent the 5σ evidence.

We use a set of toy Monte Carlo to evaluate the sensitivity of this measurement using m_{miss}^s , ΔE and the Fisher discriminant \mathcal{F} as discriminating variables. We first generate signal and background events according to the shape of kinematic (m_{miss}^s and ΔE) and topological (\mathcal{F}) variables, as determined from fully simulated Monte Carlo samples. Signal events peak at a value of $m_{\text{miss}}^s \sim 5.46$ GeV and $\Delta E \sim -47$ MeV. Both distributions are described by eq. (5.2). For background events we use the threshold function of eq. (5.3) for m_{miss}^s and a second order polynomial for ΔE . For \mathcal{F} , we use a bifurcated Gaussian to parameterize the signal distribution and the sum of two Gaussians for the background.

For each generated datasets, we perform a ML fit as a function of the signal yield and obtain a shape of the likelihood for $N_{\mu\mu}$. We set the 90% upper limit to the value N_{UL} such that

$$\frac{\int_0^{N_{\text{UL}}} \mathcal{L}(N_{\mu\mu}) dN_{\mu\mu}}{\int_0^{\infty} \mathcal{L}(N_{\mu\mu}) dN_{\mu\mu}} = 90\%. \tag{6.4}$$

We repeat this procedure for a large set of toys, as a function of the integrated luminosity. The result is shown in figure 16, where the full line represents the SM expectation and the errors bars the RMS of the upper limit distribution for each set of toy experiments. For comparison, the current 90% C.L. experimental UL ($BR(B_s \rightarrow \mu^+\mu^-) < 8.0 \cdot 10^{-8}$ [65]) falls outside the range of the plot.

Since in several NP scenarios we expect a sizable contribution to the decay amplitude from new heavy states, we repeated the exercise assuming a decay rate one order of magnitude larger than the SM prediction. In this case, it should be possible to measure the BR with a meaningful statistical significance, rather than setting an upper limit. This is shown in figure 16, where the statistical significance is given as a function of the integrated luminosity.

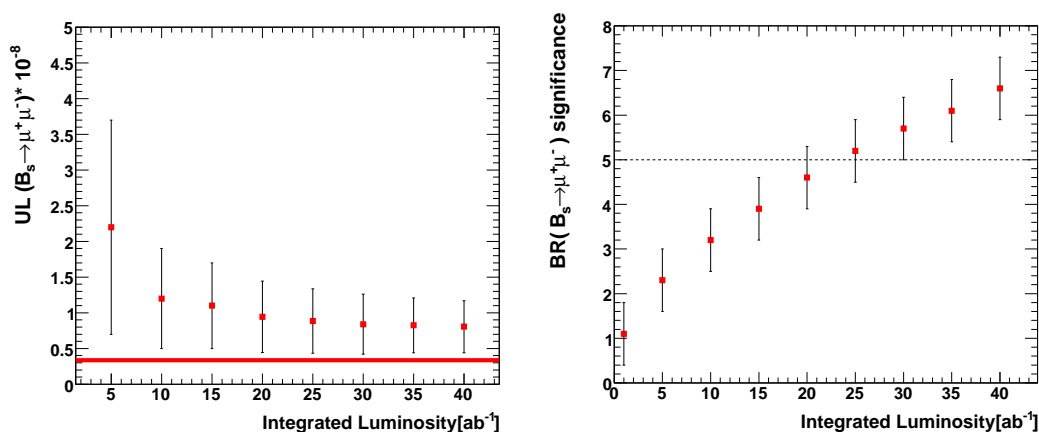


Figure 17: On the left upper limit distribution at 90% C.L. for $BR(B_s \rightarrow \mu^+ \mu^-)$ in a Standard Model scenario, assuming a reduction of the background of a factor five as a function of the integrated luminosity. Error bars represent the RMS of the UL distribution for each set of toys. The horizontal band represents the Standard Model prediction. On the right significance of the measurement for $BR(B_s \rightarrow \mu^+ \mu^-)$ in a New Physics scenario with an order of magnitude enhancement with respect to the Standard Model assuming a reduction of the background of a factor five, as a function of the integrated luminosity. Error bars represent the RMS of the significance distribution for each set of toys. The dashed line represent the 5σ evidence.

As for the case of $B_s \rightarrow K^0 \bar{K}^0$, discussed in section 5.2.3, this channel is affected by a large background contamination from $q\bar{q}$ continuum events ($q = u, d, s, j$), which are characterized by a jet-like structure, with all the particles coming from the primary vertex. Considering the possibility of an upgrade of the vertexing detector with modern technologies, it is possible to use the improved vertexing resolution [43] to separate the B and D vertexes on the tag side for signal events and reject $q\bar{q}$ events, for which no secondary vertex is present. Using this additional requirement, it could be possible to strongly reduce the continuum background, improving the experimental precision. To give an idea of the impact of this improvement on the search of rare decays, we repeated the previous exercise assuming a reduction of continuum background by a factor of five, which might not represent an optimistic expectation.⁶ We show in figure 17 the impact of this improvement on the result of our toy studies, for both the SM and the enhanced values of the BR considered above. In this case, one can obtain an observation of the BR in the enhanced scenario with a relatively small amount of statistics for a $10^{36} \text{cm}^{-2} \text{sec}^{-1}$ super B -Factory. It is clear that in this case LHCb can perform much better, given the larger amount of B_s produced in its environment and the clear signature of the muon tracks. In fact, LHCb is expected to be able to exclude the SM branching ratio already with 0.5 fb^{-1}

⁶A better estimation of the impact of the vertex improvements on the data analysis can be obtained with a more accurate simulation of event reconstruction, which implies a specific design of the detector. This goes beyond the purpose of this paper, but it represents an interesting exercise to be considered by present and future experimental collaborations.

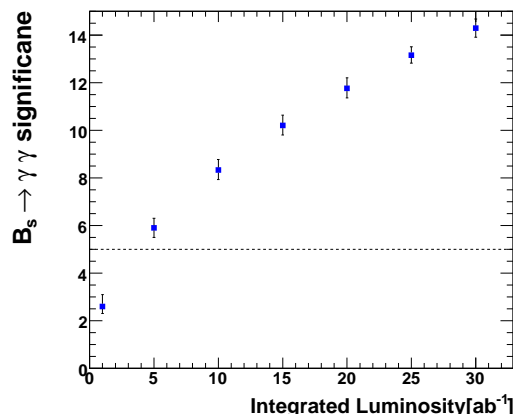


Figure 18: Statistical significance of the measurement of $BR(B_s \rightarrow \gamma\gamma)$ as a function of the integrated luminosity. Error bars represent the RMS of the significance distribution for each set of toys.

of collected data [39] and to reach 3σ and 5σ evidence of the SM signal respectively with 2 fb^{-1} (one year) and 10 fb^{-1} (full dataset) of integrated luminosity. Moreover, also ATLAS and CMS experiments are expected to give 4σ signal after one year of nominal data taking at the luminosity of $\mathcal{L} = 10^{34} \text{ cm}^{-2} \text{ sec}^{-1}$.

6.3 Measurement of $B_s \rightarrow \gamma\gamma$

For several years, $b \rightarrow s\gamma$ has been considered as the *golden mode* to probe NP in the flavour sector. From an experimental point of view, any attempt to study this transition has to face the fact that the present error on $BR(b \rightarrow s\gamma)$ is dominated by systematic effects. It is then interesting to look for other channels that can play a similar rôle in constraining NP, but do not imply the experimental complexities that are introduced in $b \rightarrow s\gamma$ by the knowledge of the photon spectrum. In this context, an interesting candidate is provided by $B_s \rightarrow \gamma\gamma$ decays. The final state contains CP-odd and CP-even states, allowing to study CP violating effects with the tagging algorithms usually adopted at B -Factories. The SM expectation for the BR is $BR(B_s \rightarrow \gamma\gamma) = 2 - 8 \cdot 10^{-7}$ [67]. NP effects are expected to give sizable contributions to the decay rate in some particular scenarios. For instance, in R-parity violating SUSY models, neutralino exchange can enhance the decay rate up to $BR(B_s \rightarrow \gamma\gamma) \simeq 5 \cdot 10^{-6}$ [68]. On the other hand, in R-parity conserving SUSY models $BR(B_s \rightarrow \gamma\gamma)$ is found to be highly correlated with $BR(b \rightarrow s\gamma)$ [69]. In fact, thanks to an extension of the Low theorem [70], the $b \rightarrow s\gamma\gamma$ operator can be expanded at $O(G_f)$ on the standard operator basis needed for $b \rightarrow s\gamma$. Doing so, one can relate deviations from SM in $b \rightarrow s\gamma$ and $B_s \rightarrow \gamma\gamma$ processes, provided the fact that NP effects appear only in the matching of Wilson coefficients of the standard basis of operators of the $b \rightarrow s\gamma$ effective Hamiltonian.

As already mentioned, the knowledge of the photon spectrum will always be a limiting factor for the measurement of $b \rightarrow s\gamma$ decay rate, whose error is presently systematically

dominated and it is not expected to improve in the near future. On the other hand, the exclusive measurement of $B_s \rightarrow \gamma\gamma$ decay is very similar to other measurements already performed at B -Factories (such as $B^0 \rightarrow \pi^0\pi^0$) and it is not affected by a theoretical error associated to the measurement (unlike the case of $b \rightarrow s\gamma$ analyses). From an experimental point of view, the limiting systematic factor is represented by the knowledge of the efficiency for photon reconstruction, which can be reduced with dedicated studies on control samples with similar energy range for the photons. On the other hand, the presence of two hard photons represents a clear signature for signal events, in particular if studied with recoil techniques.

In order to estimate the expected experimental sensitivity, we assume the same technique and the same performance in terms of efficiency and background rejection of the current BaBar search of $B_d \rightarrow \gamma\gamma$ [71]. The main source of background comes from hard photons from π^0 or η decays, which are rejected requiring the invariant mass to be not within $\pm 3\sigma$ of the nominal π^0 or η mass. Other sources of background, as initial state radiation, are removed with cuts on topological variables. The efficiency on signal event is 10% and we expect 14 signal events and 20 background events in a sample of 1 ab^{-1} of integrated data. We perform a set of toy Monte Carlo experiments, using m_{ES} , ΔE , and L_2/L_0 in a ML fit. The result in term of the integrated luminosity is shown in figure 18. Considering that the measurement at 1 ab^{-1} has already a 5σ significance, we conclude that a super B -Factory will be able to precisely measure the BR even at low statistic. Moreover, one will achieve a 7% statistical precision on the measurement at 30 ab^{-1} , with a systematic error that will be smaller⁷ than 5%. The large amount of events available even with few ab^{-1} of integrated data will allow to measure also $B_s \rightarrow \gamma\gamma$ CP asymmetry. This will be possible with good accuracy exploiting a tagging algorithm which determines whether the other B_s meson in the event decayed as a B_s or a \bar{B}_s (flavour tag) [72].

7. The impact on flavour physics: a possible future scenario

In the previous sections we tried to give an idea of how rich is the set of physics measurements a B -Factory can perform while running at the $\Upsilon(5S)$. The processes described represent a minimum set of measurements demonstrating the possibility of accessing rates and weak phases of rare decays, i.e. the necessary ingredients to test the SM.

Even with the limited amount of measurements we discussed, a facility like the one we are considering will have an impact on the knowledge of the flavour sector of NP. This might be clear enough from the previous sections. In this section we make it more evident, showing how the unitarity triangle (UT) analysis will benefit from it. In order to do that, we consider two different scenarios:

- a *low-statistics* case, assuming that after collecting 2 ab^{-1} of data at the $\Upsilon(4S)$, (one of) the two existing B -Factories will move to the $\Upsilon(5S)$, collecting 1 ab^{-1} before LHCb will produce the first physics results.

⁷Current analyses of $B^0 \rightarrow \pi^0\pi^0$ have a systematic error of 10%, generated by the presence of four photons in the final state and other sources of systematic, which have a statistical nature and can be strongly reduced at high integrated luminosity.

Observable	<i>low-statistics</i>	<i>high-statistics</i>
	Error at 2 ab ⁻¹	Error at 75 ab ⁻¹
V _{cb} (exclusive)	4%	1.0%
V _{cb} (inclusive)	1%	0.5%
V _{ub} (exclusive)	8%	2.0%
V _{ub} (inclusive)	8%	2.0%
BR(B → τν)	20%	4%
f _{B_s} √B _{B_s}	13%	1%
ξ - 1	26%	5%
\hat{B}_K	5% 10%	1%
sin(2β) (J/ψ K ⁰)	0.018	0.005
γ (B → DK, combined)	~ 6°	1°
α (combined)	~ 6°	1°
2β + γ (D ^{(*)±} π [∓] , D [±] K _S π [∓])	20°	5°

Table 3: Summary of the expected precision on the inputs of the UT analysis, in the *low-statistics* and *high-statistics* scenarios. The central values are taken in order to provide a perfect agreement among the constraints in the total fit.

- a *high-statistics* case, in which a high luminosity *B*-Factory will collect 75 ab⁻¹ at the Υ(4*S*) and then 30 ab⁻¹ at the Υ(5*S*) [13].

The *low-statistics* (*high-statistics*) scenario corresponds approximatively to fall 2009 (2015-2020). Taking into account the different time scales of the two projections, we consider two different sets of theoretical inputs: while for the *low-statistics* case we use the current values of the determinations of $f_{B_s}\sqrt{B_{B_s}}$, ξ, and \hat{B}_K , in the *high-statistics* case we assume that the increase of computation power will bring down the error of lattice QCD (LQCD) calculations to the percent level, while no improvement on the theory is considered. Indeed, since a constant progress in the calculation techniques has characterized the recent history of LQCD calculations, we can consider the estimates of the future errors relatively conservative.

In table 3, we quote the errors on the experimental and theoretical inputs currently used in the UT analysis, based on measurements performed at the Υ(4*S*), together with ϵ_K from *K*- \bar{K} mixing and Δ*m*_{*s*} from *B*_{*s*}- \bar{B} _{*s*} mixing. In table 4 we give the errors on the measurements performed at the Υ(5*S*), taken from the study presented in this paper. As mentioned in section 5.2.2, we took into account an increase of the error of β_{*s*} from *J/ψφ* with tagged rates at positive and negative Δ*t*, due to the presence of a two-fold ambiguity around β_{*s*} ~ 0.

7.1 The unitarity triangle in the standard model

We show in figure 19 how the SM analysis of the UT will look like in the two scenarios described above. The two plots correspond to an overall error of σ _{$\bar{\rho}$} = 9% (σ _{$\bar{\eta}$} = 4%) on $\bar{\rho}$ ($\bar{\eta}$) for the *low-statistics* scenario and to an overall error σ _{$\bar{\rho}$} = 1.4% (σ _{$\bar{\eta}$} = 0.8%) on

Observable	<i>low-statistics</i>	<i>high-statistics</i>
	Error at 1 ab ⁻¹	Error at 30 ab ⁻¹
$\Delta\Gamma$	0.16 ps ⁻¹	0.03 ps ⁻¹
Γ	0.07 ps ⁻¹	0.01 ps ⁻¹
β_s from angular analysis	20°	8°
A_{SL}^s	0.006	0.004
A_{CH}	0.004	0.004
β_s from $J/\psi\phi$ Δt sign	10°	3°
V_{td}/V_{ts}	0.10	0.031
$BR(B_s \rightarrow \mu^+\mu^-) \cdot 10^{-8}$	<10 at 90% prob.	< 1.30 at 90% prob.
$BR(B_s \rightarrow \gamma\gamma)$	38%	7%

Table 4: Expected errors for different observables considering an integrated luminosity of 1 ab⁻¹ and 30 ab⁻¹.

$\bar{\rho}$ ($\bar{\eta}$) for the *high-statistics* one. For comparison, the current knowledge of the UT gives $\sigma_{\bar{\rho}} = 17\%$ and $\sigma_{\bar{\eta}} = 5\%$.

7.2 The unitarity triangle beyond the standard model

In a generic NP scenario the effect of $\Delta F = 2$ NP contributions in $B_q\text{--}\bar{B}_q$ mixing can be parameterized in terms of two quantities, C_{B_q} and ϕ_{B_q} , which relate the experimental observables to the SM quantities. They are defined as [73]:

$$C_{B_q} e^{2i\phi_{B_q}} = \frac{\langle B_q | H_{\text{eff}}^{\text{full}} | \bar{B}_q \rangle}{\langle B_q | H_{\text{eff}}^{\text{SM}} | \bar{B}_q \rangle} = \frac{A_q^{\text{SM}} e^{2i\phi_q^{\text{SM}}} + A_q^{\text{NP}} e^{2i(\phi_q^{\text{SM}} + \phi_q^{\text{NP}})}}{A_q^{\text{SM}} e^{2i\phi_q^{\text{SM}}}}, \quad (7.1)$$

where $H_{\text{eff}}^{\text{SM}}$ is the effective Hamiltonian, $H_{\text{eff}}^{\text{full}}$ is the Hamiltonian also including NP contributions, and $A_q^{\text{SM}} e^{2i\phi_q^{\text{SM}}}$ ($A_q^{\text{NP}} e^{2i(\phi_q^{\text{SM}} + \phi_q^{\text{NP}})}$) is the SM (NP) amplitude. The two parameters C_{B_q} and ϕ_{B_q} introduced in eq. (7.1) allow to relate the SM value of a certain observable to its measured value. For instance, the measured values of the size and phase of $B_d\text{--}\bar{B}_d$ mixing are given by $\Delta m_d^{\text{EXP}} = C_{B_d} \Delta m_d^{\text{SM}}$ and $\beta^{\text{EXP}} = \beta + \phi_{B_d}$. Similar relations hold for the other observables of table 3. Neglecting the case of NP contributions entering at tree-level processes, there are only two observables which do not depend on the presence of NP, namely $|V_{ub}/V_{cb}|$ and γ .⁸

Since under these assumptions we can parameterize NP effects just with two real parameters, without assuming any specific model, it is possible to determine the allowed region for NP, fitting simultaneously C_{B_d} , ϕ_{B_d} , $\bar{\rho}$, and $\bar{\eta}$. Assuming the two scenarios of table 3, we obtain the two plots given in figure 20 and the errors quoted in the first two rows of table 5. The determination of C_{B_d} and ϕ_{B_d} in the two cases is given in figure 21.

On top of this information, one can use the experimental information provided by the $\Upsilon(5S)$ run to constrain the values of C_{B_s} and ϕ_{B_s} . C_{B_s} is directly related to the value of

⁸In the case of γ , this is true up to a contribution in $D\text{--}\bar{D}$ mixing, which is estimated to be at the level of a few percent [74] and which can be taken into account following the approach suggested in ref. [75].

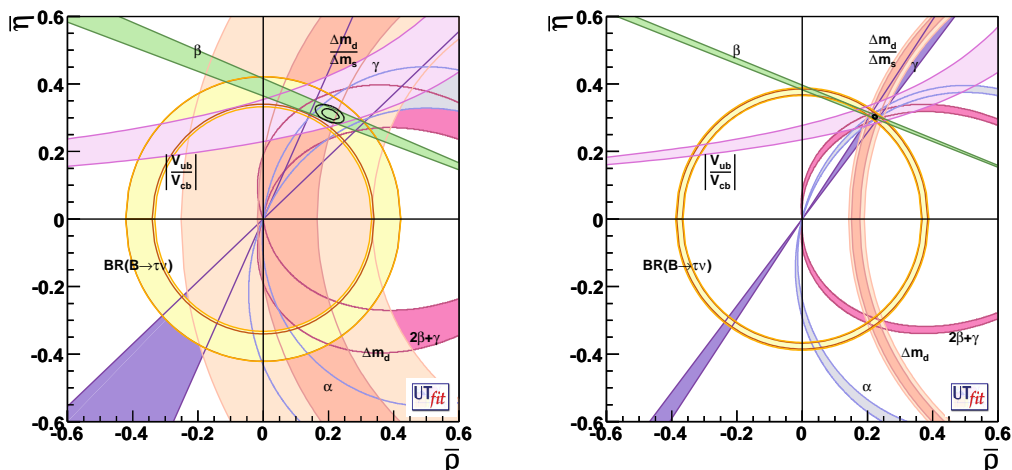


Figure 19: Determination of $\bar{\rho}$ and $\bar{\eta}$ in the Standard Model UT analysis for 2 ab^{-1} (left) and 75 ab^{-1} (right) projections of the errors as given in table 3

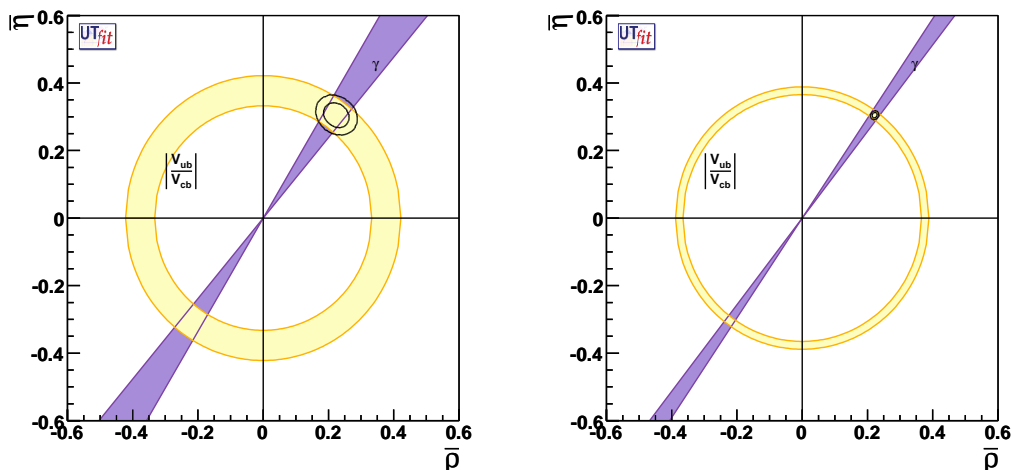


Figure 20: Determination of $\bar{\rho}$ and $\bar{\eta}$ in the generalized UT analysis, obtained using all the available constraints for 2 ab^{-1} (left) and 75 ab^{-1} (right) projections of the errors as given in table 3

Δm_s , in analogy to the B_d case, while ϕ_{B_s} is defined in such a way that $\beta_s^{\text{EXP}} = \beta_s - \phi_{B_s}$. The relation between the other constraints of table 4 and the NP parameters is more complicated. It has been shown that the semileptonic CP asymmetry [45] and the value of $\Delta\Gamma_s/\Gamma_s$ [47] are sensitive to NP contributions to $\Delta F = 2$ effective Hamiltonian. We use the NLO expression of these observables in terms of the parameters C_{B_s} and ϕ_{B_s} [32].

The result of the combination of all these measurements is shown in the two plots of figure 22 and quantified in the bottom part of table 5. On top of this analysis, one can further test the presence of NP using $\Delta F = 1$ processes, as already discussed in

Parameter	<i>low-statistics</i>	<i>high-statistics</i>
	Error	Error
$\bar{\rho}$	12%	2.3%
$\bar{\eta}$	8%	1.8%
C_{B_d}	0.43	0.032
$\phi_{B_d} [^\circ]$	1.7°	0.44°
C_{B_s}	0.33	0.026
$\phi_{B_s} [^\circ]$	7°	1.9°

Table 5: Determination of UT and NP parameters from the generalized UT analysis, in the two scenarios of table 3. For the B_s sector, values from table 4 are used.

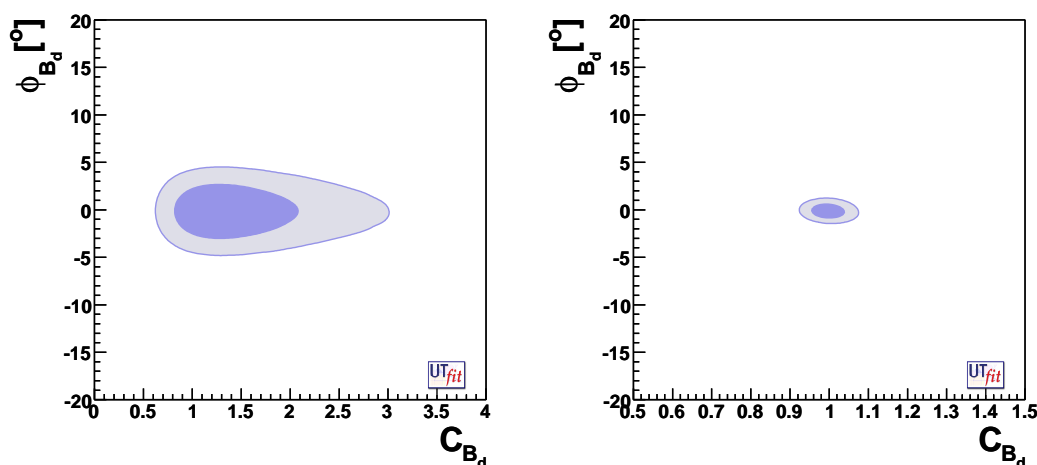


Figure 21: Determination of C_{B_d} and ϕ_{B_d} in the generalized UT analysis for 2 ab^{-1} (left) and 75 ab^{-1} (right) projections of the errors given in table 3, combined to the low-statistics (left) and high-statistics (right) scenarios of table 4.

section 5.2.3, relating $\Delta F = 1$ and $\Delta F = 2$ NP effects by using a specific NP model (see for example [76]).

7.3 A comparison with the reach of the LHCb experiment

Table 6 shows a comparison between the results presented in this paper and the expected sensitivity of LHCb for different benchmark measurement. The LHCb estimates are shown for an integrated luminosity of 2 fb^{-1} (one year of nominal data taking) and 10 fb^{-1} (full data taking), using the errors on lattice predictions expected on 2009 and 2015 respectively. The two scenarios described in the previous sections are used for a B -Factory running at the $\Upsilon(5S)$ resonance. The measurement of Δm_s at LHCb is supposed to be dominated by a systematic error of 0.09 ps^{-1} [39]. The relative error on $B_d \rightarrow K^{*0}\gamma$ is estimated to be $\sim 5\%$ (dominated by the systematics on the branching ratio's normalization). The relative error on $B_s \rightarrow K^{*0}\gamma$ is estimated to be $\sim 20\%$ in the 2 fb^{-1} scenario and $\sim 10\%$ in the 10

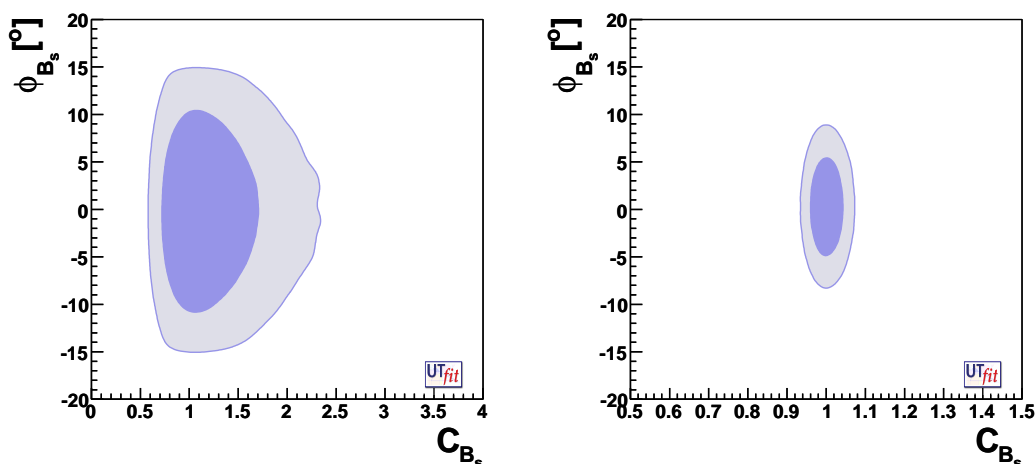


Figure 22: Determination of C_{B_s} and ϕ_{B_s} in the generalized UT analysis for 1 ab^{-1} (left) and 30 ab^{-1} (right) projections of the errors for the input of table 4. In the left (right) plot, 2 ab^{-1} (75 ab^{-1}) inputs of table 3 are used for the other determinations.

fb^{-1} scenario [77, 78]. In the A_{SL}^s and A_{CH} measurements both statistical and systematic uncertainties are shown.

In doing this comparison, the reader should remember that a reliable estimate of important systematic effects is not available for several LHCb measurements, while these uncertainties are typically well known and under control at the B -Factories. Moreover, we want to stress here that we presented only a minimal subsample of the possible measurements that can be performed at a B -Factory running at the $\Upsilon(5S)$, aiming to demonstrate the experimental feasibility of the corresponding analysis techniques. In the channels we chose, our estimates are mostly not competitive with respect to LHCb, but through them we proved the possibility to widely apply these techniques, in order to investigate several channels that cannot be studied in the LHC environment.

8. Conclusions

In this paper we discussed the physics potential of a B -Factory running at the $\Upsilon(5S)$. Assuming the performance of the detectors currently taking data at the two B -Factories, we proved that it is possible to obtain a pure sample of B_s mesons and at the same time to cover the physics program of a traditional B -Factory. We discussed the detector limitations in studying $B_s-\bar{B}_s$ oscillations and we showed that, even if time-dependent measurements of B_s are not accessible with the current vertex resolution, the same physics information can be obtained using time-integrated measurements. We also illustrated some benchmark analyses of rare B_s decays, interesting to test the SM and obtain information on the flavour structure of the NP. With this limited set of examples, we proved that this facility can perform similar measurements using alternative techniques with respect to hadron collider

Observable	LHCb		$\Upsilon(5S)$	
	$2fb^{-1}$	$10fb^{-1}$	$1ab^{-1}$	$30ab^{-1}$
$ V_{td}/V_{ts} $ from Δm_s	0.010	0.002	-	-
$\Delta\Gamma/\Gamma$	0.0092	0.004	0.12	0.02
β_s from angular analysis	0.66°	0.29°	20°	8°
A_{SL}^s	-	-	$\pm 0.006 \pm 0.004$	$\pm 0.001 \pm 0.004$
A_{CH}	-	-	$\pm 0.0015 \pm 0.004$	$\pm 0.0003 \pm 0.004$
β_s from $J/\psi\phi$ Δt sign	-	-	20°	8°
$BR(B_s \rightarrow \mu\mu)$	$1.2 \cdot 10^{-9}$	$0.7 \cdot 10^{-9}$	$< 10^{-7}$	$< 1.30 \cdot 10^{-8}$
$ V_{td}/V_{ts} $ from radiative decays	0.03	0.015	0.10	0.031
$BR(B_s \rightarrow \gamma\gamma)$	-	-	38%	7%

Table 6: Expected errors for different observables at LHCb [39, 77, 78] and at a B -Factory running at the $\Upsilon(5S)$ resonance.

experiments. On the other hand, thanks to the clean environment and the progress made by BaBar and Belle in the recent past, this facility allows to extend the LHCb physics program to a larger set of interesting channels which, not having prompt charged tracks and/or being characterized by the presence of photons in the final state, are difficult to study at a hadron collider. Examples of this kind are $B_s \rightarrow \gamma\gamma$ and $B_s \rightarrow K^0\bar{K}^0$. To conclude, we extrapolated the impact of the B_s physics program on the unitarity triangle analysis beyond the standard model, considering the possibility of 1 ab^{-1} collected by the existing B -Factories after accumulating 2 ab^{-1} at the $\Upsilon(4S)$, or 30 ab^{-1} collected by a high luminosity B -Factory after collecting 75 ab^{-1} at the $\Upsilon(4S)$. We stress that the experimental precision on these observables is not necessarily better than what LHCb can achieve [79]. Nevertheless, this limited set of examples demonstrates that, even using different experimental techniques, the proposed machine can measure absolute values and (strong and weak) phases of decay amplitudes, even without directly accessing the time-dependent structure of B_s - \bar{B}_s oscillation. Furthermore, thanks to the very clean environment, it is possible to apply the discussed experimental techniques to all B decays, without any restriction related to the need of prompt tracks in the event. We do not cover all the examples of such additional potentiality with respect to hadron collider experiments, but only outline the cases of the measurements of the rate of $B_s \rightarrow \gamma\gamma$ decays and of the weak phase in $B_s \rightarrow K^0\bar{K}^0$ decays.

Concluding, we would like to stress that, unlike the case of B_d and charged B decays, the B_s sector is presently largely unstudied. Based on what we discussed in this paper, we think that it is particularly interesting to consider the possibility of studying B_s decays with BaBar and Belle before LHCb starts. This would maximize the physics impact of the luminosity that can be collected (less than 2 ab^{-1}), while a super B -Factory would be needed to obtain the required luminosity during and after LHC data taking.

Acknowledgments

We would like to thank G. Isidori and G. Martinelli for their help in writing section 4.1, V. Lubicz for providing us the extrapolation of lattice QCD errors, R. Faccini for useful discussions and suggestions and for the feed-back provided during all the development of this work and E. Emili and D. Granata for their contribution in our early studies for this paper. We would also like to thank T. Browder and M. Hazumi for the interest shown for this work and for inviting us to take part at the BNMS2006 workshop series, which allowed us to compare our studies to the activity of the Belle community. This work has been supported in part by the France-Japon Particle Physics Laboratory FJ-PPL, the EU networks “The quest for unification” under the contract MRTN-CT-2004-503369, “FLAVIANet” under the contract MRTN-CT-2006-035482, and “HEPTOOLS” under the contract MRTN-CT-2006-035505.

References

- [1] N. Cabibbo, *Unitary symmetry and leptonic decays*, *Phys. Rev. Lett.* **10** (1963) 531; M. Kobayashi and T. Maskawa, *CP-violation in the renormalizable theory of weak interaction*, *Prog. Theor. Phys.* **49** (1973) 652.
- [2] BABAR collaboration, B. Aubert et al., *Observation of CP-violation in the B^0 meson system*, *Phys. Rev. Lett.* **87** (2001) 091801 [[hep-ex/0107013](#)];
 BELLE collaboration, K. Abe et al., *Observation of large CP-violation in the neutral B meson system*, *Phys. Rev. Lett.* **87** (2001) 091802 [[hep-ex/0107061](#)];
 BABAR collaboration, B. Aubert et al., *Improved measurement of CP asymmetries in $B^0 \rightarrow (c\bar{c}) K_0^{(*)}$ decays*, [hep-ex/0607107](#);
 BELLE collaboration, K.F. Chen et al., *Observation of time-dependent CP-violation in $B_0 \rightarrow \eta' K_0$ decays and improved measurements of CP asymmetries in $B_0 \rightarrow \phi K_0$, $K^0(S)K^0(s)K^0(s)$ and $B_0 \rightarrow J/\psi K^0$ decays*, *Phys. Rev. Lett.* **98** (2007) 031802 [[hep-ex/0608039](#)].
- [3] M. Ciuchini, E. Franco, G. Martinelli, L. Reina and L. Silvestrini, *An upgraded analysis of epsilon-prime epsilon at the next-to-leading order*, *Z. Physik C* **68** (1995) 239 [[hep-ph/9501265](#)].
- [4] P. Paganini, F. Parodi, P. Roudeau and A. Stocchi, *Measurements of the rho and eta parameters of the V(CKM) matrix and perspectives*, *Phys. Scripta* **58** (1998) 556 [[hep-ph/9711261](#)].
- [5] UTFIT collaboration, M. Bona et al., *The unitarity triangle fit in the standard model and hadronic parameters from lattice QCD: a reappraisal after the measurements of ΔM_s and $BR(B \rightarrow \tau\nu_\tau)$* , *JHEP* **10** (2006) 081 [[hep-ph/0606167](#)];
 For a different approach, producing similar results, see CKMFITTER GROUP collaboration, J. Charles et al., *CP-violation and the CKM matrix: assessing the impact of the asymmetric B factories*, *Eur. Phys. J. C* **41** (2005) 1 [[hep-ph/0406184](#)].
- [6] BABAR collaboration, B. Aubert et al., *The BABAR detector*, *Nucl. Instrum. Meth.* **A479** (2002) 1 [[hep-ex/0105044](#)].
- [7] BELLE collaboration, A. Bondar et al., *The BELLE detector*, *Nucl. Instrum. Meth.* **408** (1998) 64.

- [8] CDF collaboration, F. Abe et al., *The CDF detector: an overview*, *Nucl. Instrum. Meth.* **271** (1988) 387;
 CDF collaboration, J. Cranshaw, *Status of CDF Run II upgrade*, *Nucl. Instrum. Meth.* **462** (2001) 170.
- [9] D0 collaboration, S. Abachi et al., *The D0 detector*, *Nucl. Instrum. Meth.* **338** (1994) 185;
The D0 upgrade, *Nucl. Instrum. Meth.* **408** (1998) 103.
- [10] D0 collaboration, V.M. Abazov et al., *First direct two-sided bound on the B_s^0 oscillation frequency*, *Phys. Rev. Lett.* **97** (2006) 021802 [[hep-ex/0603029](#)];
 CDF - RUN II collaboration, A. Abulencia et al., *Measurement of the B_s^0 - \bar{B}_s^0 oscillation frequency*, *Phys. Rev. Lett.* **97** (2006) 062003 [[hep-ex/0606027](#)].
- [11] LHCb collaboration, O. Schneider et al., *Overview of the LHCb experiment*, *Nucl. Instrum. Meth.* **446** (2000) 213.
- [12] BABAR collaboration, B. Aubert et al., *Ambiguity-free measurement of $\cos(2\beta)$: time-integrated and time-dependent angular analyses of $B \rightarrow J/\psi K\pi$* , *Phys. Rev. D* **71** (2005) 032005 [[hep-ex/0411016](#)];
 BELLE collaboration, R. Itoh et al., *Studies of CP-violation in $B \rightarrow J/\psi K^*$ decays*, *Phys. Rev. Lett.* **95** (2005) 091601 [[hep-ex/0504030](#)].
- [13] M. Bona et al., *SuperB: a high-luminosity asymmetric e^+e^- super flavor factory. Conceptual design report*, online at <http://www.pi.infn.it/SuperB/?q=CDR>.
- [14] PARTICLE DATA GROUP collaboration, W.M. Yao et al., *Review of particle physics*, *J. Phys. G* **33** (2006) 1.
- [15] CLEO collaboration, G.S. Huang et al., *Measurement of $B(\Upsilon(5S) \rightarrow B_s^{(*)}\bar{B}_s^{(*)})$ using Φ mesons*, [hep-ex/0607080](#).
- [16] CLEO collaboration, D. Besson et al., *Observation of new structure in the e^+e^- annihilation cross-section above B anti- B threshold*, *Phys. Rev. Lett.* **54** (1985) 381;
 D.M.J. Lovelock et al., *Masses, widths and leptonic widths of the higher Υ resonances*, *Phys. Rev. Lett.* **54** (1985) 377.
- [17] A. Drutskoy, *Results from the $\Upsilon(5S)$ engineering run (Belle)*, [hep-ex/0605110](#).
- [18] N.A. Tornqvist, *The $\Upsilon(5S)$ mass and $e^+e^- \rightarrow B\bar{B}, B\bar{B}^*, B^*\bar{B}^*$ as sensitive tests of the unitarized quark model*, *Phys. Rev. Lett.* **53** (1984) 878.
- [19] J. Ocariz et al., Babar Analysis Document #346.
- [20] R. Fisher, *The use of multiple measurements in taxonomic problems*, *Ann. Eugenics* **7** (1936) 179.
- [21] BABAR collaboration, B. Aubert et al., *Measurement of the branching fraction and the CP-violating asymmetry for the decay $B^0 \rightarrow K_s^0\pi^0$* , *Phys. Rev. D* **71** (2005) 111102 [[hep-ex/0503011](#)].
- [22] BABAR collaboration, B. Aubert et al., *Measurement of CP asymmetries in $B^0 \rightarrow \phi K^0$ and $B^0 \rightarrow K^+K^-K_s^0$ decays*, *Phys. Rev. D* **71** (2005) 091102 [[hep-ex/0502019](#)].
- [23] S.J. Brodsky and J.R. Hiller, *Universal properties of the electromagnetic interactions of spin one systems*, *Phys. Rev. D* **46** (1992) 2141.

- [24] F. Cardarelli, I.L. Grach, I.M. Narodetsky, G. Salme and S. Simula, *Electromagnetic form-factors of the rho meson in a light front constituent quark model*, *Phys. Lett. B* **349** (1995) 393 [[hep-ph/9502360](#)];
 D. Melikhov and S. Simula, *Electromagnetic form factors in the light-front formalism and the feynman triangle diagram: spin-0 and spin-1 two-fermion systems*, *Phys. Rev. D* **65** (2002) 094043 [[hep-ph/0112044](#)];
 B.L.G. Bakker, H.-M. Choi and C.-R. Ji, *Transition form factors between pseudoscalar and vector mesons in light-front dynamics*, *Phys. Rev. D* **67** (2003) 113007 [[hep-ph/0303002](#)].
- [25] G.C. Branco, L. Lavoura and J.P. Silva, *CP violation*, Oxford University Press (1999).
- [26] M. Gronau and D. London, *Isospin analysis of CP asymmetries in B decays*, *Phys. Rev. Lett.* **65** (1990) 3381.
- [27] UTFIT collaboration, M. Bona et al., *Improved determination of the CKM angle alpha from $B \rightarrow \pi\pi$ decays*, [hep-ph/0701204](#).
- [28] BABAR collaboration, B. Aubert et al., *Measurement of CP asymmetries and branching fractions in $B \rightarrow \pi\pi$ and $B \rightarrow K\pi$ decays*, [hep-ex/0607106](#).
- [29] P. Oddone, *An asymmetric B factory based on PEP*, *Annals N. Y. Acad. Sci.* **578** (1989) 237.
- [30] BABAR collaboration, B. Aubert et al., *Rare B decays to states containing a J/ψ meson*, [hep-ex/0203035](#).
- [31] BABAR collaboration, B. Aubert et al., *A study of time dependent CP-violating asymmetries and flavor oscillations in neutral B decays at the $\Upsilon(4S)$* , *Phys. Rev. D* **66** (2002) 032003 [[hep-ex/0201020](#)].
- [32] UTFIT collaboration, M. Bona et al., *The utfit collaboration report on the status of the unitarity triangle beyond the standard model. I: model-independent analysis and minimal flavour violation*, *JHEP* **03** (2006) 080 [[hep-ph/0509219](#)]; *Constrain on new physics from the quark mixing unitary triangle*, *Phys. Rev. Lett.* **97** (2006) 151803 [[hep-ph/0605213](#)].
- [33] CDF collaboration, D. Acosta et al., *Measurement of the lifetime difference between $B(s)$ mass eigenstates*, *Phys. Rev. Lett.* **94** (2005) 101803 [[hep-ex/0412057](#)].
- [34] ARGUS collaboration, H. Albrecht et al., *Exclusive hadronic decays of B mesons*, *Z. Physik C* **48** (1990) 543.
- [35] G. Batignani et al., contribution to the 15th International Workshop on Vertex Detectors (Vertex06), available at <http://indico.cern.ch/materialDisplay.py?contribId=31&sessionId=10&materialId=paper&confId=1151>.
- [36] BABAR collaboration, B. Aubert et al., *Measurements of CP-violating asymmetries in $B^0 \rightarrow K_S^0 \pi^0$ decays*, *Phys. Rev. Lett.* **93** (2004) 131805 [[hep-ex/0403001](#)].
- [37] D0 collaboration, V.M. Abazov et al., *Lifetime difference and CP-violating phase in the B_S^0 system*, *Phys. Rev. Lett.* **98** (2007) 121801 [[hep-ex/0701012](#)].
- [38] LHCb collaboration, S. Amato et al., CERN-LHCC-98-4.
- [39] M.H. Schune, talk given at the 5th Super B Workshop Paris, May 9-11 (2007).
- [40] M. Ciuchini, M. Pierini and L. Silvestrini, *The effect of penguins in the $B_d \rightarrow J/\psi K^0$ CP asymmetry*, *Phys. Rev. Lett.* **95** (2005) 221804 [[hep-ph/0507290](#)].

- [41] M. Ciuchini, M. Pierini and L. Silvestrini, $B_s \rightarrow K(*)^0 \bar{K}(*)^0$ decays: the golden channels for new physics searches, [hep-ph/0703137](#).
- [42] A.J. Buras and L. Silvestrini, *Non-leptonic two-body B decays beyond factorization*, *Nucl. Phys. B* **569** (2000) 3 [[hep-ph/9812392](#)].
- [43] N. Neri and M. Pierini, study for the superB factory, presented at the first Super B Workshop, Frascati, Italy 11-12 November (2005).
- [44] BABAR collaboration, B. Aubert et al., *Observation of $B^+ \rightarrow \bar{K}^0 K^+$ and $B^0 \rightarrow K^0 \bar{K}^0$* , *Phys. Rev. Lett.* **97** (2006) 171805 [[hep-ex/0608036](#)].
- [45] S. Laplace, Z. Ligeti, Y. Nir and G. Perez, *Implications of the CP asymmetry in semileptonic B decay*, *Phys. Rev. D* **65** (2002) 094040 [[hep-ph/0202010](#)].
- [46] CDF collaboration, D. Acosta et al., *Measurement of the lifetime difference between $B(s)$ mass eigenstates*, *Phys. Rev. Lett.* **94** (2005) 101803 [[hep-ex/0412057](#)].
- [47] A.S. Dighe, I. Dunietz and R. Fleischer, *Extracting ckm phases and $B_s \bar{B}_s$ mixing parameters from angular distributions of non-leptonic B decays*, *Eur. Phys. J. C* **6** (1999) 647 [[hep-ph/9804253](#)];
I. Dunietz, R. Fleischer and U. Nierste, *In pursuit of new physics with B_S decays*, *Phys. Rev. D* **63** (2001) 114015 [[hep-ph/0012219](#)].
- [48] BABAR collaboration, B. Aubert et al., *Measurement of the relative branching fractions for $B^- \rightarrow D/D^*/D^{**}(D^{(*)}\pi)\ell^-\bar{\nu}$ with a large sample of tagged B mesons*, [hep-ex/0607067](#).
- [49] BABAR collaboration, B. Aubert et al., *Search for T, CP and CPT violation in $B^0 \bar{B}^0$ mixing with inclusive dilepton events*, *Phys. Rev. Lett.* **96** (2006) 251802 [[hep-ex/0603053](#)].
- [50] B. Grinstein and R.F. Lebed, *SU(3) decomposition of two-body B decay amplitudes*, *Phys. Rev. D* **53** (1996) 6344 [[hep-ph/9602218](#)].
- [51] Y. Grossman, Z. Ligeti, Y. Nir and H. Quinn, *SU(3) relations and the CP asymmetries in B decays to $\eta' K_s, \phi K_s$ and $K^+ K^- K_s$* , *Phys. Rev. D* **68** (2003) 015004 [[hep-ph/0303171](#)].
- [52] M. Ciuchini, M. Pierini and L. Silvestrini, *Hunting the CKM weak phase with time-integrated Dalitz analyses of $B_s \rightarrow KK\pi$ and $B_s \rightarrow K\pi\pi$ decays*, *Phys. Lett. B* **645** (2007) 201 [[hep-ph/0602207](#)].
- [53] A. Pomarol and D. Tommasini, *Horizontal symmetries for the supersymmetric flavor problem*, *Nucl. Phys. B* **466** (1996) 3 [[hep-ph/9507462](#)];
R. Barbieri, G.R. Dvali and L.J. Hall, *Predictions from a U(2) flavour symmetry in supersymmetric theories*, *Phys. Lett. B* **377** (1996) 76 [[hep-ph/9512388](#)];
R. Barbieri, L.J. Hall and A. Romanino, *Consequences of a U(2) flavour symmetry*, *Phys. Lett. B* **401** (1997) 47 [[hep-ph/9702315](#)].
- [54] M. Ciuchini et al., *2000 CKM-triangle analysis: a critical review with updated experimental inputs and theoretical parameters*, *JHEP* **07** (2001) 013 [[hep-ph/0012308](#)];
UTFIT collaboration, M. Bona et al., *The 2004 UFit collaboration report on the status of the unitarity triangle in the standard model*, *JHEP* **07** (2005) 028 [[hep-ph/0501199](#)].
- [55] M. Beneke, T. Feldmann and D. Seidel, *Systematic approach to exclusive $B \rightarrow V \ell^+ \ell^-$, $V\gamma$ decays*, *Nucl. Phys. B* **612** (2001) 25 [[hep-ph/0106067](#)];
S.W. Bosch and G. Buchalla, *The radiative decays $B \rightarrow V\gamma$ at next-to-leading order in QCD*, *Nucl. Phys. B* **621** (2002) 459 [[hep-ph/0106081](#)];

- A. Ali, E. Lunghi and A.Y. Parkhomenko, *Implication of the $B \rightarrow (\rho, \omega)\gamma$ branching ratios for the CKM phenomenology*, *Phys. Lett.* **B 595** (2004) 323 [[hep-ph/0405075](#)];
 S.W. Bosch and G. Buchalla, *Constraining the unitarity triangle with $B \rightarrow V\gamma$* , *JHEP* **01** (2005) 035 [[hep-ph/0408231](#)];
 M. Beneke, T. Feldmann and D. Seidel, *Exclusive radiative and electroweak $B \rightarrow D$ and $B \rightarrow S$ penguin decays at NLO*, *Eur. Phys. J.* **C 41** (2005) 173 [[hep-ph/0412400](#)].
- [56] BELLE collaboration, M. Nakao et al., *Measurement of the $B \rightarrow K^*\gamma$ branching fractions and asymmetries*, *Phys. Rev.* **D 69** (2004) 112001 [[hep-ex/0402042](#)];
 BABAR collaboration, B. Aubert et al., *Measurement of branching fractions and CP and isospin asymmetries, for $B \rightarrow K^*\gamma$* , *Phys. Rev.* **D 70** (2004) 112006 [[hep-ex/0407003](#)].
- [57] CLEO collaboration, T.E. Coan et al., *Study of exclusive radiative B meson decays*, *Phys. Rev. Lett.* **84** (2000) 5283 [[hep-ex/9912057](#)];
 K. Abe et al., *Observation of $B \rightarrow D\gamma$ and determination of $|V_{td}/V_{ts}|$* , *Phys. Rev. Lett.* **96** (2006) 221601 [[hep-ex/0506079](#)];
 BABAR collaboration, B. Aubert et al., *Branching fraction measurements of $B^+ \rightarrow \rho^+\gamma$, $B^0 \rightarrow \rho_0\gamma$ and $B^0 \rightarrow \omega\gamma$* , *Phys. Rev. Lett.* **98** (2007) 151802 [[hep-ex/0612017](#)].
- [58] P. Ball and R. Zwicky, *$|V_{td}/V_{ts}|$ from $B \rightarrow V\gamma$* , *JHEP* **04** (2006) 046 [[hep-ph/0603232](#)].
- [59] A.J. Buras, M. Spranger and A. Weiler, *The impact of universal extra dimensions on the unitarity triangle and rare K and B decays*, *Nucl. Phys.* **B 660** (2003) 225 [[hep-ph/0212143](#)].
- [60] T. Inami and C.S. Lim, *Effects of superheavy quarks and leptons in low-energy weak processes $K(\ell) \rightarrow \mu\bar{\mu}$, $K^+ \rightarrow \pi^+$ neutrino anti-neutrino and $K_0 \leftrightarrow \bar{K}_0$* , *Prog. Theor. Phys.* **65** (1981) 297 [*Erratum Prog. Theor. Phys.* **65** (1981) 1772].
- [61] M. Blanke, A.J. Buras, D. Guadagnoli and C. Tarantino, *Minimal flavour violation waiting for precise measurements of ΔM_s , $S_{\psi\phi}$, A_{sl}^s , $|V_{ub}|$, γ and $B_{s,d}^0 \rightarrow \mu^+\mu^-$* , *JHEP* **10** (2006) 003 [[hep-ph/0604057](#)].
- [62] C. Bobeth et al., *Upper bounds on rare K and B decays from minimal flavor violation*, *Nucl. Phys.* **B 726** (2005) 252 [[hep-ph/0505110](#)];
- [63] G. Isidori and A. Retico, *Scalar flavour-changing neutral currents in the large-tan β limit*, *JHEP* **11** (2001) 001 [[hep-ph/0110121](#)].
- [64] CLEO collaboration, T. Bergfeld et al., *Search for decays of B^0 mesons into pairs of leptons: $B^0 \rightarrow e^+e^-$, $B^0 \rightarrow \mu^+\mu^-$ and $B^0 \rightarrow e^\pm\mu^\mp$* , *Phys. Rev.* **D 62** (2000) 091102 [[hep-ex/0007042](#)];
 BELLE collaboration, M.C. Chang et al., *Search for $B^0 \rightarrow \ell^+\ell^-$ at BELLE*, *Phys. Rev.* **D 68** (2003) 111101 [[hep-ex/0309069](#)];
 BABAR collaboration, B. Aubert et al., *Search for decays of B^0 mesons into pairs of charged leptons: $B^0 \rightarrow e^+e^-$, $B^0 \rightarrow \mu^+\mu^-$, $B^0 \rightarrow e^\pm\mu^\mp$* , *Phys. Rev. Lett.* **94** (2005) 221803 [[hep-ex/0408096](#)].
- [65] CDF Collaboration, note #8176.
- [66] M. Ciuchini, E. Franco, A. Masiero and L. Silvestrini, *$b \rightarrow s$ transitions: a new frontier for indirect SUSY searches*, *Phys. Rev.* **D 67** (2003) 075016 [[hep-ph/0212397](#)].
- [67] L. Reina, G. Ricciardi and A. Soni, *QCD corrections to $b \rightarrow s\gamma\gamma$ induced decays: $B \rightarrow X_s\gamma\gamma$ and $B_s \rightarrow \gamma\gamma$* , *Phys. Rev.* **D 56** (1997) 5805 [[hep-ph/9706253](#)].

- [68] A. Gemintern, S. Bar-Shalom and G. Eilam, *B* \rightarrow X_s gamma gamma and $B_s \rightarrow \gamma\gamma$ in supersymmetry with broken R-parity, *Phys. Rev. D* **70** (2004) 035008 [hep-ph/0404152].
- [69] S. Bertolini and J. Matias, *The b* \rightarrow $s\gamma\gamma$ transition in softly broken supersymmetry, *Phys. Rev. D* **57** (1998) 4197 [hep-ph/9709330].
- [70] G.-L. Lin, J. Liu and Y.-P. Yao, *Flavor changing two photon decay*, *Phys. Rev. Lett.* **64** (1990) 1498; *Top quark mass dependence of the decay B_s \rightarrow $\gamma\gamma$ in the standard electroweak model*, *Phys. Rev. D* **42** (1990) 2314.
- [71] BABAR collaboration, B. Aubert et al., *Search for the decay B⁰ \rightarrow $\gamma\gamma$* , *Phys. Rev. Lett.* **87** (2001) 241803 [hep-ex/0107068].
- [72] BABAR collaboration, B. Aubert et al., *Measurements of branching fractions and CP-violating asymmetries in B meson decays to charmless two-body states containing a K⁰*, *Phys. Rev. Lett.* **92** (2004) 201802 [hep-ex/0312055].
- [73] J.M. Soares and L. Wolfenstein, *CP-violation in the decays B⁰ \rightarrow ΨK_S and B⁰ \rightarrow $\pi^+\pi^-$: a probe for new physics*, *Phys. Rev. D* **47** (1993) 1021;
N.G. Deshpande, B. Dutta and S. Oh, *SUSY guts contributions and model independent extractions of CP phases*, *Phys. Rev. Lett.* **77** (1996) 4499 [hep-ph/9608231];
J.P. Silva and L. Wolfenstein, *Detecting new physics from CP-violating phase measurements in B decays*, *Phys. Rev. D* **55** (1997) 5331 [hep-ph/9610208];
A.G. Cohen, D.B. Kaplan, F. Lepeintre and A.E. Nelson, *B factory physics from effective supersymmetry*, *Phys. Rev. Lett.* **78** (1997) 2300 [hep-ph/9610252];
Y. Grossman, Y. Nir and M.P. Worah, *A model independent construction of the unitarity triangle*, *Phys. Lett. B* **407** (1997) 307 [hep-ph/9704287].
- [74] A. Giri, Y. Grossman, A. Soffer and J. Zupan, *Determining gamma using B[±] \rightarrow DK[±] with multibody D decays*, *Phys. Rev. D* **68** (2003) 054018 [hep-ph/0303187].
- [75] A. Amorim, M.G. Santos and J.P. Silva, *New CP-violating parameters in cascade decays*, *Phys. Rev. D* **59** (1999) 056001 [hep-ph/9807364].
- [76] L. Silvestrini, *Searching for new physics in b \rightarrow s hadronic penguin decays*, arXiv:0705.1624.
- [77] J. Dickens, talk given at the CKM 2006 Workshop, Nagoya, December 12-16 (2006).
- [78] V. Vagnoni, private communication.
- [79] O. Schneider, talk given at the *LHCb Upgrade Workshop Edinburgh*, January 11-12 (2006). Slides available at http://lphe.epfl.ch/publications/2007/OSchneider_Edinburgh.ppt.